




**PRODUCT CATALOGUE  
FW22/23**

**WINTER SPORTS  
EQUIPMENT**



**TOMORROW IS YOURS**

***SALOMON***

# PRODUCT CATALOGUE

WINTER SPORTS EQUIPMENT  
FALL WINTER 22/23

---

ALPINE SKI  
NORDIC SKI  
SNOWBOARD  
ACTIVE PROTECTIVE  
RENTAL



**SALOMON**

TOMORROW IS YOURS

**THE SALOMON ATHLETES  
ON THE ROAD TO VICTORY**



Victory  
belongs  
to those  
who unite  
for it.

**SALOMON**





## *ALPINE SKIS*





RACE S/RACE



**NX S/RACE PRIME GS  
183 24M**  
L47028200+  
**NEW**



**NX S/RACE PRIME GS  
176 21M**  
L47028300+  
**NEW**



**NX S/RACE PRIME SL  
165 13M**  
L47028400+  
**NEW**



**S/RACE SL PRO  
X12 TL GW**  
L47037800+  
**NEW**



**S/RACE GS PRO  
X12 TL GW**  
L47037900+  
**NEW**



**S/RACE SL 12  
X12 TL GW**  
L47038000+  
**NEW**



**S/RACE GS 12  
X12 TL GW**  
L47038100+  
**NEW**



**S/RACE SL 10  
M12 GW F80**  
L47038200+  
**NEW**



**S/RACE GS 10  
M12 GW F80**  
L47038300+  
**NEW**

NAME	REFERENCE	BINDINGS PLATE SKINS	DIMENSIONS				WEIGHT (/ski) (g)	ROC- KER	FEATURES	TOP- SHEET	PRICES € SRP	
			LENGTH (cm)	TIP (mm)	WAIST (mm)	TAIL (mm)						RADIUS (m)
<b>S/RACE PRIME GS 183 24M</b>	L47028200+	P68	<b>183</b>	105	68	89	24	2450	Full Camber	Blade Technology Double Ti (Ti 0,8mm + Ti 1mm) Race Woodcore	Glossy	€ 1200,00
<b>S/RACE PRIME GS 176 21M</b>	L47028300+	P68	<b>176</b>	106	67	90	21	2350	Full Camber	Blade Technology Double Ti (Ti 0,8mm + Ti 1mm) Race Woodcore	Glossy	€ 1100,00
<b>S/RACE PRIME SL 165 13M</b>	L47028400+	P68	<b>165</b>	119	66	104	12	2010	Full Camber	Blade Technology Double Ti (Ti 0,6mm + Ti 1mm) Race Woodcore	Glossy	€ 1200,00
<b>S/RACE SL PRO (AND X12)</b>	L47037800+	P73 X12 TL GW	155 160 <b>165</b> 170	121	68	104	13	2120	Full Camber	Blade Technology Ti 0,8mm + Ti 0,6mm Race Woodcore	Glossy + Laminated Ti Com- pound	€ 1100,00
<b>S/RACE SL PRO (AND X12 LAB)</b>	L47055400+	P68 X12 Lab						2075				
<b>S/RACE GS PRO (AND X12)</b>	L47037900+	P73 X12 TL GW	175 <b>182</b>	115	65	101	17	2320	Full Camber	Blade Technology Ti 0,6mm + Ti 0,6mm Race Woodcore	Glossy + Laminated Ti Com- pound	€ 1100,00
<b>S/RACE GS PRO (AND X12 LAB)</b>	L47055500+	P68 X12 Lab										2240
<b>S/RACE SL 12 X12 TL GW</b>	L47038000+	X12 TL GW	155 160 <b>165</b> 170	121	68	104	13	2185	Full Camber	Blade Technology Ti 0,6mm + Ti 0,4mm Full Ash Woodcore	Noppe + Laminated Ti Com- pound	€ 950,00
<b>S/RACE GS 12 X12 TL GW</b>	L47038100+	X12 TL GW	170 <b>175</b> 180	115	68	97	18	2115	Full Camber	Blade Technology Ti 0,6mm + Ti 0,4mm Full Ash Woodcore	Noppe + Laminated Ti Com- pound	€ 950,00
<b>S/RACE SL 10 M12 GW F80</b>	L47038200+	M12 GW F80	155 160 <b>165</b> 170	121	68	104	13	1730	Full Camber	Blade Technology Ti 0,6mm + Ti 0,4mm Full Poplar Woodcore	Noppe + Laminated Ti Com- pound	€ 750,00
<b>S/RACE GS 10 M12 GW F80</b>	L47038300+	M12 GW F80	170 <b>175</b> 180	115	68	97	18	1850	Full Camber	Blade Technology Ti 0,6mm + Ti 0,4mm Full Poplar Woodcore	Noppe + Laminated Ti Com- pound	€ 750,00

**3 TOP BENEFITS**

- Uncompromised turning speed with the Blade Technology
- Faster transition with Edge to Edge Ti construction
- Full Power transmission thanks to the Race Woodcore & Full Sidewall construction



**BLADE TECHNOLOGY**

Salomon's Blade technology fuses flexible polymer pads into the Ti layer, helping you bend the ski with less effort, and letting you turn without shaving.

ON PISTE S/MAX



**S/MAX 12  
Z12 GW F80**  
L47038400•

**S/MAX 12  
X12 TL GW**  
L47055600•



**S/MAX 10  
M12 GW F80**  
L47038500•


**S/MAX 10  
M11 GW L80**  
L47055700•



**S/MAX 8  
M11 GW L80**  
L47038600•

**S/MAX 8  
M10 GW L80**  
L47055800•

DEMOTOOL



**EDGE AMPLIFIER  
DEMOTOOL**  
L41176100•

NAME	REFERENCE	BINDINGS PLATE SKINS	DIMENSIONS				WEIGHT (/ski) (g)	ROC- KER	FEATURES	TOP- SHEET	PRICES € SRP	
			LENGTH (cm)	TIP (mm)	WAIST (mm)	TAIL (mm)						RADIUS (m)
<b>ON PISTE S/MAX</b>												
<b>S/MAX 12 (AND Z12)</b>	L47038400•	Z12 GW F80	160 165 170 <b>175</b> 180	121	72	106	16	2090	Full Camber	Edge Amplifier SL Double Ti Full Poplar Woodcore	Glossy + 3D Struc- turation	€ 850,00
<b>S/MAX 12 (AND X12)</b>	L47055600•	X12 TL GW										€ 950,00
<b>S/MAX 10 (AND M12)</b>	L47038500•	M12 GW F80	155 160 165 <b>170</b> 175	121	73	104	15	1985	Full Camber	Edge Amplifier SL Poplar Woodcore Double Ti	Glossy + 3D Struc- turation	€ 750,00
<b>S/MAX 10 (AND M11)</b>	L47055700•	M11 GW L80										€ 720,00
<b>S/MAX 8 (AND M11)</b>	L47038600•	M11 GW L80	150 155 160 165 <b>170</b> 175	121	73	104	15	1965	Full Camber	Edge Amplifier SL Poplar Woodcore Single Ti	Noppe + 3D Struc- turation	€ 550,00
<b>S/MAX 8 (AND M10)</b>	L47055800•	M10 GW L80										€ 500,00

KEY TECHNOLOGIES

EDGE GRIP TO CARVE ANY TURN



**EDGE AMPLIFIER**

Feel the Blast thanks to the technology Edge Amplifier. The redesigned fully integrated ski interface system brings you on the edge by removing the vertical force that propels your ski on the base. It delivers power to the edge and maximizes your skiing sensations.

ON PISTE S/FORCE



**S/FORCE Ti BOLD**  
X12 TL GW  
L41675300+



**S/FORCE Ti.80 PRO**  
X12 TL GW  
L41533500+



**S/FORCE Ti.80**  
Z12 GW F80  
L41533600+



**S/FORCE Ti.76**  
Z12 GW F80  
L41533800+

**S/FORCE Ti BOLD**  
Z12 GW F90  
L41675400+



**S/FORCE Ti.76 SPORT**  
M12 GW F80  
L41533900+



**S/FORCE Fx.80**  
M12 GW F80  
L41534500+



**S/FORCE Fx.80**  
M11 GW L80  
L47055900+

**S/FORCE Fx.76**  
M11 GW L80  
L41534400+

NAME	REFERENCE	BINDINGS PLATE SKINS	DIMENSIONS					WEIGHT (/ski) (g)	ROC- KER	FEATURES	TOP- SHEET	PRICES € SRP
			LENGTH (cm)	TIP (mm)	WAIST (mm)	TAIL (mm)	RADIUS (m)					
<b>ON PISTE S/FORCE</b>												
<b>S/FORCE Ti BOLD (and X12)</b>	L41675300+	X12 TL GW	170 <b>177</b> 184	132	84	116	16	2405	Tip Rocker	Edge Amplifier GS Crossover Tip Full Poplar Woodcore	Mat + 3D Structu- ration	€ 950,00
<b>S/FORCE Ti BOLD (and Z12)</b>	L41675400+	Z12 GW F90										€ 900,00
<b>S/FORCE Ti.80 PRO (and X12)</b>	L41533500+	X12 TL GW	163 170 <b>177</b> 184	128	80	112	16	2355	Tip Rocker	Edge Amplifier GS Crossover Tip Full Poplar Woodcore	Mat + 3D Structu- ration	€ 850,00
<b>S/FORCE Ti.80 (and Z12)</b>	L41533600+	Z12 GW F80	163 170 <b>177</b> 184	128	80	112	16	2275	Tip Rocker	Edge Amplifier GS Crossover Tip Full Poplar Woodcore	Mat + 3D Structu- ration	€ 800,00
<b>S/FORCE Ti.76 (and Z12)</b>	L41533800+	Z12 GW F80	149 156 163 <b>170</b> 177	128	76	108	15	2130	Tip Rocker	Edge Amplifier GS Crossover Tip Poplar Woodcore	Mat + 3D Structu- ration	€ 800,00
<b>S/FORCE Ti.76 SPORT (and M12)</b>	L41533900+	M12 GW F80	149 156 163 <b>170</b> 177	128	76	108	15	2130	Tip Rocker	Edge Amplifier GS Crossover Tip Poplar Woodcore	Mat + 3D Structu- ration	€ 750,00
<b>S/FORCE Fx.80 (and M12)</b>	L41534500+	M12 GW F80	149 156 163 <b>170</b> 177									€ 650,00
<b>S/FORCE Fx.80 (and M11)</b>	L47055900+	M11 GW L80		127	80	110	16	2185	Tip Rocker	Edge Amplifier GS Crossover Tip Poplar Woodcore	Glossy + 3D Struc- ture	€ 630,00
<b>S/FORCE Fx.76 (and M11)</b>	L41534400+	M11 GW L80	149 156 163 <b>170</b> 177	128	76	108	15	2110	Tip Rocker	Edge Amplifier GS Crossover Tip Poplar Woodcore	Glossy + 3D Struc- ture	€ 600,00

TERRAIN ABSORPTION TO CRUSH ANY SLOPE



**CROSSOVER TIP**

A new construction of the tip now has lateral TPU inserts replacing the titanium to act as bumpers and better absorb shock, while a layer of carbon powered C/FX improves dampening properties. The new tip absorbs all terrain variations and enhances the ski's ability to cut through snow.



ON PISTE S/MAX W



**S/MAX N°12  
Z12 GW F80**  
L47039500•



**S/MAX N°10  
M11 GW L80**  
L47039600•



**S/MAX N°10 XT  
M11 GW L80**  
L47039700•



**S/MAX N°8  
M11 GW L80**  
L47039800•



**S/MAX N°12  
M12 GW F80**  
L47072000•




**S/MAX N°10 XT  
M10 GW L80**  
L47056000•

**S/MAX N°8  
M10 GW L80**  
L47056100•

**S/MAX N°6 XT  
M10 GW L80**  
L47040300•

**S/MAX N°6  
M10 GW L80**  
L47040400•

NAME	REFERENCE	BINDINGS PLATE SKINS	DIMENSIONS					WEIGHT (/ski) (g)	ROC- KER	FEATURES	TOP- SHEET	PRICES € SRP
			LENGTH (cm)	TIP (mm)	WAIST (mm)	TAIL (mm)	RADIUS (m)					
<b>ON PISTE S/MAX W</b>												
<b>S/MAX N°12 (AND Z12)</b>	L47039500•	Z12 GW F80	148 155 <b>162</b> 169	120	72	105	14	1550	Full Camber	Edge Amplifier SL Ti Binding Reinforcement Full Dual Core	Line	€ 700,00
<b>S/MAX N°12 (AND M12)</b>	L47072000•	M12 GW F80	148 155 <b>162</b> 169	120	72	105	14	1550	Full Camber	Edge Amplifier SL Ti Binding Reinforcement Full Dual Core	Line	€ 680,00
<b>S/MAX N°10 (AND M11)</b>	L47039600•	M11 GW L80	148 155 <b>162</b> 169	120	72	105	14	1550	Full Camber	Edge Amplifier SL Ti Binding Reinforcement Full Dual Core	Line	€ 630,00
<b>S/MAX N°10 XT (AND M11)</b>	L47039700•	M11 GW L80	149 <b>156</b> 163 170	127	76	107	13	1850	Tip Rocker	Edge amplifier GS	Line + 3D Structu- ration	€ 630,00
<b>S/MAX N°10 XT (AND M10)</b>	L47056000•	M10 GW L80	149 <b>156</b> 163 170	127	76	107	13	1850	Tip Rocker	Edge amplifier GS	Line + 3D Structu- ration	€ 600,00
<b>S/MAX N°8 (AND M11)</b>	L47039800•	M11 GW L80	145 150 155 <b>160</b> 165	119	73	102	14	1750	Full Camber	Edge Amplifier SL Poplar Woodcore Single Ti	Line + 3D Structu- ration	€ 550,00
<b>S/MAX N°8 (AND M10)</b>	L47056100•	M10 GW L80	145 150 155 <b>160</b> 165	119	73	102	14	1750	Full Camber	Edge Amplifier SL Poplar Woodcore Single Ti	Line + 3D Structu- ration	€ 500,00
<b>S/MAX N°6 XT (AND M10)</b>	L47040300•	M10 GW L80	140 <b>150</b> 160 167	123	76	107	11	1720	Tip Rocker	Poplar Woodcore Rental Chamfer	Line + 3D Structu- ration	€ 450,00
<b>S/MAX N°6 (AND M10)</b>	L47040400•	M10 GW L80	141 148 155 <b>162</b> 169	118	71	102	14	1750	Full Camber	Poplar Woodcore Rental Chamfer	Line + 3D Structu- ration	€ 450,00



**FULL DUAL WOODCORE (10-12)**  
full poplar woodcore encapsulated in a foam. Pressed in a full sandwich ski makes it the lightest full woodcore ski on the market.

ALL MOUNTAIN STANCE



**STANCE 102**  
L41769600•



**STANCE 96**  
L41769700•



**STANCE 90**  
L41769800•



**STANCE 84**  
L41769900•



**STANCE 84  
M12 GW F90**  
L47041300•

DEMOTOOL



**STANCE 80  
M11 GW L80**  
L47041400•  
L470783PM•  
(Factory premounted)



**STANCE DEMOTOOL**  
L41169200•

NAME	REFERENCE	BINDINGS PLATE SKINS	DIMENSIONS					WEIGHT (/ski) (g)	ROC- KER	FEATURES	TOP- SHEET	PRICES € SRP
			LENGTH (cm)	TIP (mm)	WAIST (mm)	TAIL (mm)	RADIUS (m)					
<b>ALL MOUNTAIN STANCE</b>												
<b>STANCE 102</b>	L41769600•	-	176 <b>183</b> 190	134	102	121	23	2120	All-Ter- rain Rocker	Metal Twin Frame Double Ti Full Poplar Woodcore	Glossy	€ 800,00
<b>STANCE 96</b>	L41769700•	-	168 176 <b>182</b> 188	132	96	114	20	2010	All-Ter- rain Rocker	Metal Twin Frame Double Ti Full Poplar Woodcore	Glossy	€ 700,00
<b>STANCE 90</b>	L41769800•	-	168 <b>176</b> 182 188	126	90	108	18	1775	All-Ter- rain Rocker	Metal Twin Frame Double Ti Full Poplar Woodcore	Glossy	€ 600,00
<b>STANCE 84</b>	L41769900•	-	161 169 <b>177</b> 185	123	84	106	16	1640	All-Ter- rain Rocker	Ti-C Frame Single Ti Full Poplar Woodcore	Glossy	€ 500,00
<b>STANCE 84 (AND M12)</b>	L47041300•	M12 GW F90	161 169 <b>177</b> 185	123	84	106	16	1840	All-Ter- rain Rocker	Ti-C Frame Single Ti Full Poplar Woodcore	Corund	€ 650,00
<b>STANCE 80 (AND M11)</b>	L47041400•	M11 GW L80	141 151 161 <b>169</b> 177 185	124	80	106	14	1930	All-Ter- rain Rocker	Ti-C Frame Poplar Woodcore Single Ti	Corund	€ 530,00

STANCE

THE POWER OF TITANAL

TI-C FRAME TECHNOLOGY IS ADAPTED WITH THE SIDECUT OF NEW STANCE 80 AND STANCE 84.

1 Titanal layer above the core which brings a strong edge hold and blended with 2 carbon windows offer an homogeneous flex.



**102 / 96 / 90**  
DOUBLE Ti / TOP METAL LAYER BLENT  
WITH CFX WINDOWS

**POWER, STABILITY AND CONTROL**



**84 / 80**  
SINGLE Ti / TOP METAL LAYER BLENT WITH  
CARBON WINDOWS

**HOMOGENEOUS FLEX AND MANEUVRABILITY  
WITH POWER AT THE END OF THE CURVE.**

ALL MOUNTAIN STANCE W



**STANCE W 94**  
L41137300+

**STANCE W 88**  
L41137400+

**STANCE W 84**  
L41493800+

**STANCE W 84**  
**M11 GW L90**  
L41535500+

**STANCE W 80**  
**M10 GW L80**  
L41535600+  
L470784PM+  
(Factory premounted)

	NAME	REFERENCE	BINDINGS PLATE SKINS	DIMENSIONS				WEIGHT (/ski) (g)	ROC- KER	FEATURES	TOP- SHEET	PRICES € SRP	
				LENGTH (cm)	TIP (mm)	WAIST (mm)	TAIL (mm)						RADIUS (m)
ALL MOUNTAIN	<b>STANCE W</b>												
	<b>STANCE W 94</b>	L41137300+	-	154 <b>161</b> 168 174 182	124	94	106	18	1720	All-Ter- rain Rocker	Metal Twin Frame Karuba / Poplar Full Woodcore	Glossy	€ 650,00
	<b>STANCE W 88</b>	L41137400+	-	154 <b>161</b> 168 174	120	88	102	17	1520	All-Ter- rain Rocker	Metal Twin Frame Karuba / Poplar Full Woodcore	Glossy	€ 550,00
	<b>STANCE W 84</b>	L41493800+	-	151 159 <b>167</b> 175	122	84	105	15	1450	All-Ter- rain Rocker	Ti-C Frame Single Ti Karuba / Poplar Full Woodcore	Glossy	€ 500,00
	<b>STANCE W 84</b> <b>(AND M11)</b>	L41535500+	M11 GW L90	151 159 <b>167</b> 175	122	84	105	15	1840	All-Ter- rain Rocker	Ti-C Frame Single Ti Karuba / Poplar Full Woodcore	Noppe	€ 630,00
<b>STANCE W 80</b> <b>(AND M10)</b>	L41535600+	M10 GW L80	141 151 159 <b>167</b> 175	124	80	106	14	1910	All-Ter- rain Rocker	Ti-C Frame Poplar Woodcore Single Ti	Noppe	€ 530,00	

## STANCE WOMEN

### THE LIGHTWEIGHT OF COMBINED POPLAR-KARUBA CORE

#### LIGHTWEIGHT

Karuba on the sides to gain weight and inertia, Poplar under the bindings screws to insure the tearing resistance.


♀ Specific Woman Construction

AVAILABLE ON STANCE W 84 / 88 / 94





ALL MOUNTAIN QST



**QST BLANK**  
L41494100•

**QST BLANK SKINS**  
L47021700•




**QST 106**  
L41670300•  
**NEW**

**QST 106 SKINS**  
L47025600•  
**NEW**



**QST 98**  
L41494200•

**QST 98 SKINS**  
L47025700•




**QST 92**  
L41636800•  
**NEW**

**QST 92 SKINS**  
L47025800•  
**NEW**



**QST SPARK M10 GW L90**  
L41555300•



**QST SPARK**  
L41494400•



**QST 98 DEMOTOOL**  
L41514500•

DEMOTOOL

NAME	REFERENCE	BINDINGS PLATE SKINS	DIMENSIONS					WEIGHT (/ski) (g)	ROC- KER	FEATURES	TOP- SHEET	PRICES € SRP
			LENGTH (cm)	TIP (mm)	WAIST (mm)	TAIL (mm)	RADIUS (m)					
<b>QST BLANK</b>	L41494100•	-	176 <b>186</b> 194	138	112	127	17	2220	Tip & Tail Rocker	Double Sidewalls C/FX Full Poplar Woodcore Cork Damplifier	Glossy	€ 800,00
<b>QST BLANK (AND SKINS)</b>	L47021700•	SKINS										€ 990,00
<b>QST 106</b>	L41670300•	-	165 173 <b>181</b> 189	139	106	126	19	1980	Tip & Tail Rocker	Double Sidewalls C/FX Full Poplar Woodcore Cork Damplifier	Glossy	€ 700,00
<b>QST 106 (AND SKINS)</b>	L47025600•	SKINS										€ 890,00
<b>QST 98</b>	L41494200•	-	169 <b>176</b> 183 189	132	98	120	16	1860	Tip & Tail Rocker	Double Sidewalls C/FX Full Poplar Woodcore Cork Damplifier	Glossy	€ 600,00
<b>QST 98 (AND SKINS)</b>	L47025700•	SKINS										€ 790,00
<b>QST 92</b>	L41636800•	-	152 160 168 <b>176</b> 184	128	92	116	16	1800	Tip & Tail Rocker	Double Sidewalls C/FX Full Poplar Woodcore	Glossy	€ 500,00
<b>QST 92 (AND SKINS)</b>	L47025800•	SKINS										€ 690,00
<b>QST SPARK (AND M10)</b>	L41555300•	M10 GW L80	141 150 <b>157</b> 164 171 178	117	85	109	13	1723	Twintip	Stepdown Sidewalls Poplar Woodcore	Corund	€ 450,00
<b>QST SPARK</b>	L41494400•	-	143 150 <b>157</b> 164 171 178	117	85	109	13	1523	Twintip	Stepdown Sidewalls Poplar Woodcore	Corund	€ 350,00

QST TECHNOLOGIES

MATERIAL SCIENCE AS OUR VERSATILITY STAMP



**DOUBLE SIDEWALLS TECHNOLOGY**  
High density injected piece of ABS underfoot combined with full length sidewalls which allows a strong platform underfoot to maximize the grip on hard snow.



**CORK DAMPLIFIER**  
Cork is 16 times more absorbing than Koroyd. Using it in the tip of the ski enables a high level of vibrations absorption and dampening with even less weight.



The patented and exclusive C/FX technology provides superior an unrivaled versatility thanks the best Performance / weight ratio of the market.

ALL MOUNTAIN QST W



**QST STELLA 106**  
L41773200+  
**NEW**

**QST LUMEN 98**  
L41773300+  
**NEW**

**QST LUX 92**  
L41773400+  
**NEW**

**QST STELLA 106 SKINS**  
L47026000+  
**NEW**

**QST LUMEN 98 SKINS**  
L47021900+  
**NEW**

**QST LUX 92 SKINS**  
L47026100+  
**NEW**

NAME	REFERENCE	BINDINGS PLATE SKINS	DIMENSIONS					WEIGHT (/ski) (g)	ROC- KER	FEATURES	TOP- SHEET	PRICES € SRP
			LENGTH (cm)	TIP (mm)	WAIST (mm)	TAIL (mm)	RADIUS (m)					
<b>ALL MOUNTAIN QST W</b>												
<b>QST STELLA 106</b>	L41773200+	-	157 <b>165</b> 173	137	106	124	17	1810	Tip & Tail Rocker	C/FX Cork Dampifier Full Poplar Woodcore	Glossy	€ 700,00
<b>QST STELLA 106 (AND SKINS)</b>	L47026000+	SKINS										€ 890,00
<b>QST LUMEN 98</b>	L41773300+	-	152 <b>160</b> 168 176	131	98	119	15	1740	Tip & Tail Rocker	C/FX Cork Dampifier Full Poplar Woodcore	Glossy	€ 600,00
<b>QST LUMEN 98 (AND SKINS)</b>	L47021900+	SKINS										€ 790,00
<b>QST LUX 92</b>	L41773400+	-	146 <b>152</b> <b>160</b> 168	126	92	114	12	1560	Tip & Tail Rocker	C/FX Ti Binding Reinforcement Full Poplar Woodcore	Glossy	€ 500,00
<b>QST LUX 92 (AND SKINS)</b>	L47026100+	SKINS										€ 690,00

TOURING MTN



**MTN 96 CARBON**  
L41670400+  
**NEW**



**MTN 86 CARBON**  
L41767300+  
**NEW**



**MTN 86 W CARBON**  
L41770300+  
**NEW**



**MTN 80 CARBON**  
L41767200+  
**NEW**

**MTN 96 CARBON SKINS**  
L47026400+  
**NEW**

**MTN 86 CARBON SKINS**  
L47026600+  
**NEW**

**MTN 86 W CARBON SKINS**  
L47026800+  
**NEW**

**MTN 80 CARBON SKINS**  
L47026300+  
**NEW**



**MTN 86 PRO**  
L41670600+  
**NEW**

**MTN 86 PRO SKINS**  
L47026500+  
**NEW**



**MTN 86 W PRO**  
L41770200+  
**NEW**

**MTN 86 W PRO SKINS**  
L47026700+  
**NEW**



**MTN 80 PRO**  
L41767100+  
**NEW**

**MTN 80 PRO SKINS**  
L47026200+  
**NEW**

NAME	REFERENCE	BINDINGS PLATE SKINS	DIMENSIONS					WEIGHT (/ski) (g)	ROC- KER	FEATURES	TOP- SHEET	PRICES € SRP
			LENGTH (cm)	TIP (mm)	WAIST (mm)	TAIL (mm)	RADIUS (m)					
<b>TOURING MTN</b>												
<b>MTN 96 CARBON</b>	L41670400+	-	166 <b>174</b> 182	129	95	115	18	1390	All-Ter- rain Rocker	Cork Dampifier Full Karuba Woodcore Carbon Skin Tail Clip	Line	€ 700,00
<b>MTN 96 CARBON (AND SKINS)</b>	L47026400+	SKINS										€ 880,00
<b>MTN 86 CARBON</b>	L41767300+	-	156 164 <b>172</b> 180	120	86	106	18	1150	All-Ter- rain Rocker	Cork Dampifier Full Karuba Woodcore Carbon Skin Tail Clip	Line	€ 600,00
<b>MTN 86 CARBON (AND SKINS)</b>	L47026600+	SKINS										€ 780,00
<b>MTN 86 W CARBON</b>	L41770300+	-	156 <b>164</b> 172	118	85	104	18	1070	All-Ter- rain Rocker	Cork Dampifier Full Karuba Woodcore Carbon Skin Tail Clip	Line	€ 600,00
<b>MTN 86 W CARBON (AND SKINS)</b>	L47026800+	SKINS										€ 780,00
<b>MTN 80 CARBON</b>	L41767200+	-	158 <b>164</b> 170	113	80	99	17	980	All- Terrain Rocker	Full Karuba Woodcore Koroyd Tip Carbon Skin Tail Clip	Glossy	€ 600,00
<b>MTN 80 CARBON (AND SKINS)</b>	L47026300+	SKINS										€ 780,00
<b>MTN 86 PRO</b>	L41670600+	-	156 164 <b>172</b> 180	120	86	106	18	1230	All-Ter- rain Rocker	Cork Dampifier Karuba / Poplar Full Woodcore Skin Tail Clip	Line	€ 550,00
<b>MTN 86 PRO (AND SKINS)</b>	L47026500+	SKINS										€ 730,00
<b>MTN 86 W PRO</b>	L41770200+	-	156 <b>164</b> 172	118	85	104	18	1140	All-Ter- rain Rocker	Cork Dampifier Karuba / Poplar Full Woodcore Skin Tail Clip	Line	€ 550,00
<b>MTN 86 W PRO (AND SKINS)</b>	L47026700+	SKINS										€ 730,00
<b>MTN 80 PRO</b>	L41767100+	-	158 <b>164</b> 170	113	80	99	17	1145	All- Terrain Rocker	Full Poplar Woodcore Cork Dampifier Skin Tail Clip	Line	€ 500,00
<b>MTN 80 PRO (AND SKINS)</b>	L47026200+	SKINS										€ 680,00

AFTERMARKET



**SALOMON ECO WAX BY VOLA**  
L47107300+




**CUT TO SIZE STANDARD 120MM**  
L47105400+



**JUNIOR S/RACE**



**S/RACE FIS JR GS  
JR RACETRAK**  
L47029300+



**S/RACE FIS JR SL  
JR RACETRAK**  
L47029500+



**S/RACE MT JR  
L6 GW J2 80**  
L47041700+



**S/RACE JR M  
L6 GW J2 80**  
L47041900+  
L470785PM+  
(Factory premounted)

**S/RACE FIS JR GS  
JR RACETRAK**  
L47029200+

**S/RACE FIS JR SL  
JR RACETRAK**  
L47029400+

**S/RACE MT JR  
C5 GW J75**  
L47041800+

**S/RACE JR M  
C5 GW J75**  
L47042000+

**S/RACE JR S  
C5 GW J75**  
L47042100+  
L470786PM+  
(Factory premounted)

**JUNIOR T1**



**T1 JR XS  
C5 GW J75**  
L40891100+

NAME	REFERENCE	BINDINGS PLATE SKINS	DIMENSIONS					WEIGHT (/ski) (g)	ROC- KER	FEATURES	TOP- SHEET	PRICES € SRP
			LENGTH (cm)	TIP (mm)	WAIST (mm)	TAIL (mm)	RADIUS (m)					
<b>JUNIOR S/RACE</b>												
<b>S/RACE FIS JR GS (AND JR RACETRAK)</b>	L47029300+	JR RACE- TRACK	124 131 <b>138</b> 145	100	65	83	14	1187	Full Camber	Double Ti Full Poplar Woodcore	Glossy	€ 380,00
	L47029200+		<b>152</b> 159									103
<b>S/RACE FIS JR SL (AND JR RACETRAK)</b>	L47029500+	JR RACE- TRACK	124 <b>131</b> 138	107	64	90	10	1168	Full Camber	Double Ti Full Poplar Woodcore	Glossy	€ 380,00
	L47029400+		<b>145</b> 152									113
<b>S/RACE MT JR (AND L6)</b>	L47041700+	L6 GW J2 80	120 130 <b>140</b> 150 160	104	65	89	13	1342	Full Camber	Poplar Woodcore	Corund	€ 330,00
<b>S/RACE MT JR (AND C5)</b>	L47041800+	C5 GW J75										€ 310,00
<b>S/RACE JR (M/S)</b>	L47041900+	L6 GW J2 80	130 <b>140</b> 150	110	68	91	12	1492	All- Terrain Rocker	Composite	Corund	€ 210,00
	L47042000+	C5 GW J75										€ 200,00
	L47042100+	C5 GW J75	100 <b>110</b> 120									105
<b>JUNIOR T1</b>												
<b>T1 JR XS (AND C5)</b>	L40891100+	C5 GW J75	70 <b>80</b> 90	89	64	74	7	458	All- Terrain Rocker	Composite	Corund	€ 150,00

**JUNIOR QST**



**QST BLANK TEAM**  
L41670700+  
**NEW**

**QST BLANK TEAM**  
**L6 GW J2 90**  
L47103100+  
**NEW**

**JUNIOR QST SPARK**



**QST SPARK JR M**  
**L6 GW J2 90**  
L47042200+  
**NEW**

**QST SPARK JR S**  
**C5 GW J85**  
L47057600+  
**NEW**

**JUNIOR QST JUNIOR**



**LUX JR M**  
**L6 GW J2 80**  
L41536300+  
L470789PM+  
(Factory premounted)

**LUX JR M**  
**C5 GW J75**  
L41536200+

**LUX JR S**  
**C5 GW J75**  
L41536400+  
L470790PM+  
(Factory premounted)



**QST JR M**  
**L6 GW J2 80**  
L41535800+  
L470787PM+  
(Factory premounted)

**QST JR M**  
**C5 GW J75**  
L41535900+

**QST JR S**  
**C5 GW J75**  
L41536000+  
L470788PM+  
(Factory premounted)

**QST JR XS**  
**C5 GW J75**  
L41536100+

NAME	REFERENCE	BINDINGS PLATE SKINS	DIMENSIONS					WEIGHT (/ski) (g)	ROC- KER	FEATURES	TOP- SHEET	PRICES € SRP
			LENGTH (cm)	TIP (mm)	WAIST (mm)	TAIL (mm)	RADIUS (m)					
<b>JUNIOR QST</b>												
<b>QST BLANK TEAM</b>	L41670700+	-	128 137 <b>146</b> 152	123	92	113	12	1146	All-Terrain Rocker	ABS Sidewalls Full poplar Woodcore	Corund	€ 350,00
<b>QST BLANK TEAM (AND L6)</b>	L47103100+	L6 GW J2 90	128 137 <b>146</b> 152	123	92	113	12	1307	All-Terrain Rocker	ABS Sidewalls Full poplar Woodcore	Corund	€ 450,00
<b>JUNIOR QST SPARK</b>												
<b>QST SPARK JR M (AND L6)</b>	L47042200+	L6 GW J2 90	143 <b>150</b>	117	85	109	12	1586	Twintip	Composite	Corund	€ 270,00
<b>QST SPARK JR S (AND C5)</b>	L47057600+	C5 GW J75	113 <b>123</b> 133	112	80	104	8	1330	Twintip	Composite	Corund	€ 250,00
<b>JUNIOR QST JUNIOR</b>												
<b>QST JR (M/S/XS)</b>	L41535800+	L6 GW J2 80	<b>130</b> 140 150	109	68	90	11	1307	All-Terrain Rocker	Composite	Corund	€ 210,00
	L41535900+	C5 GW J75										1132
	L41536000+	C5 GW J75	100 <b>110</b> 120	105	67	86	8	772				€ 180,00
	L41536100+	C5 GW J75	70 <b>80</b> 90	89	64	74	7	458				€ 150,00
<b>LUX JR (M/S)</b>	L41536200+	L6 GW J2 80	<b>130</b> 140 150	109	68	90	11	1132	All-Terrain Rocker	Composite	Corund	€ 210,00
	L41536300+	C5 GW J75										€ 200,00
	L41536400+	C5 GW J75										100 <b>110</b> 120



## *ALPINE BINDINGS*





**RACE X/LAB**



**X20 LAB**  
L40514100



**X16 LAB**  
L41773700



**X12 LAB**  
L41773800

**ON PISTE Z**



**Z10**  
L39877900

	NAME	REFERENCE	COLOR	DIN SCALE	ADJUSTMENT RANGE (MM)	ADJUSTMENT RANGE (US SIZES)	HEIGHT (mm)	WEIGHT (1/2 pair) (g)	NORM	FEATURES	PRICES € SRP
<b>RACE</b>	<b>X/LAB</b>										
	<b>X20 LAB</b>	L40514100	Black	12-20	100	13	14	1760,0	FIS Alpine - Adult TÜV	Edge Grip alignment Steel cage Full-flat Race Pedal	450,00 €
	<b>X16 LAB</b>	L41773700	Blue	8-16	100	13	15.5	1480,0	FIS Alpine - Adult TÜV	Automatic Wing & Toe adjustment Variable positioning Full-flat Race Pedal	300,00 €
	<b>X12 LAB</b>	L41773800	Blue	4-12	100	13	15.5	1480,0	FIS Alpine - Adult TÜV	Automatic Wing & Toe adjustment Variable positioning Full-flat Race Pedal	270,00 €
<b>ON PISTE</b>	<b>Z</b>										
	<b>Z10</b>	L39877900	Black White	3-10	28	3.5	12.9	970,0	Alpine - Adult TÜV	Automatic Wing & Toe adjustment XL Wings Wide Toe Pedal (50>60mm)	140,00 €

ALL MOUNTAIN **STH2**



ALL MOUNTAIN **STRIVE**



ALL MOUNTAIN **WARDEN**



	NAME	REFERENCE	COLOR	DIN SCALE	ADJUSTMENT RANGE (MM)	ADJUSTMENT RANGE (US SIZES)	HEIGHT (mm)	WEIGHT (1/2 pair) (g)	NORM	FEATURES	PRICES € SRP	
ALL MOUNTAIN	<b>STH2</b>											
	<b>STH2 MNC 16</b>	L41463800•	Red	7-16	28	3.5	20.5	1240,0	MNC (Multi Norm Certified) TÜV	Dual Transfer Switch 3D Driver Toe Extra-wide Toe pedal (>60mm)	300,00 €	
	<b>STRIVE</b>											
	<b>N STRIVE 16 GW</b>	L41774800•	Black	7-16	30	3.5	19.6	1110,0	Alpine - Adult Gripwalk - Adult TÜV	LDN Toe +Elastic travel Extra-wide Toe pedal (>60mm)	300,00 €	
	<b>N STRIVE 16 GW</b>	L47038800•	Peacock Iridescent	7-16	30	3.5	19.6	1110,0	Alpine - Adult Gripwalk - Adult TÜV	LDN Toe +Elastic travel Extra-wide Toe pedal (>60mm)	300,00 €	
	<b>N STRIVE 14 GW</b>	L41774900•	Peacock Iridescent	5-14	30	3.5	19.6	980,0	Alpine - Adult Gripwalk - Adult TÜV	LDN Toe +Elastic travel Extra-wide Toe pedal (>60mm)	230,00 €	
	<b>N STRIVE 14 GW</b>	L41775000•	Black	5-14	30	3.5	19.6	980,0	Alpine - Adult Gripwalk - Adult TÜV	LDN Toe +Elastic travel Extra-wide Toe pedal (>60mm)	230,00 €	
	<b>N STRIVE 14 GW</b>	L41775100•	Metal	5-14	30	3.5	19.6	980,0	Alpine - Adult Gripwalk - Adult TÜV	LDN Toe +Elastic travel Extra-wide Toe pedal (>60mm)	230,00 €	
	<b>WARDEN</b>											
	<b>WARDEN MNC 13</b>	L41465100•	Black Mat	4-13	28	3.5	19.4	1132,0	MNC (Multi Norm Certified) TÜV	Sliding Toe pedal Extra-wide Toe pedal (>60mm) Low profile Chassis	230,00 €	
<b>WARDEN MNC 13</b>	L41130600•	Otter	4-13	28	3.5	19.4	1132,0	MNC (Multi Norm Certified) TÜV	Sliding Toe pedal Extra-wide Toe pedal (>60mm) Low profile Chassis	230,00 €		
<b>WARDEN MNC 11</b>	L41465500•	Copen Blue	3,5-11	32	4	19.2	995,0	MNC (Multi Norm Certified) TÜV	Sliding Toe pedal Extra-wide Toe pedal (>60mm) Low profile Chassis	150,00 €		
<b>WARDEN MNC 11</b>	L47038700•	Black Mat	3,5-11	32	4	19.2	995,0	MNC (Multi Norm Certified) TÜV	Sliding Toe pedal Extra-wide Toe pedal (>60mm) Low profile Chassis	150,00 €		
<b>WARDEN MNC 11</b>	L47000000•	Light Green	3,5-11	32	4	19.2	995,0	MNC (Multi Norm Certified) TÜV	Sliding Toe pedal Extra-wide Toe pedal (>60mm) Low profile Chassis	150,00 €		
<b>WARDEN MNC 11</b>	L40507800•	Silver Black	3,5-11	32	4	19.2	995,0	MNC (Multi Norm Certified) TÜV	Sliding Toe pedal Extra-wide Toe pedal (>60mm) Low profile Chassis	150,00 €		

**ALL MOUNTAIN STAGE**



**STAGE GW 11**  
L41464000+



**STAGE GW 11**  
L41546400+

**JUNIOR JUNIOR**



**L7**  
L41131100+

**TOURING MTN**



**MTN TOUR**  
L41773900+



**MTN PURE**  
L41774000+

**FREERIDE S/LAB SHIFT**



**S/LAB SHIFT MNC 13**  
L41130400+



**S/LAB SHIFT MNC 13**  
L41130300+



**S/LAB SHIFT MNC 10**  
L41130500+

	NAME	REFERENCE	COLOR	DIN SCALE	ADJUSTMENT RANGE (MM)	ADJUSTMENT RANGE (US SIZES)	HEIGHT (mm)	WEIGHT (1/2 pair) (g)	NORM	FEATURES	PRICES € SRP
ALL MOUNTAIN	<b>STAGE</b>										
	<b>STAGE GW 11</b>	L41464000+	Black	3,5-11	30	3.5	18.1	860,0	Alpine - Adult Gripwalk - Adult TÜV	Automatic Wing & Toe adjustment Walk pedal BackRollers technology	140,00 €
	<b>STAGE GW 11</b>	L41546400+	White	3,5-11	30	3.5	18.1	860,0	Alpine - Adult Gripwalk - Adult TÜV	Automatic Wing & Toe adjustment Walk pedal BackRollers technology	140,00 €
JUNIOR	<b>JUNIOR</b>										
	<b>L7</b>	L41131100+	Black White	2-7,5	28	3.5	11.9	861,0	Alpine - Adult Alpine - Junior Gripwalk - Adult Gripwalk - Junior TÜV	Automatic Wing & Toe adjustment Gripwalk - Adult Gripwalk - Junior	110,00 €
TOURING	<b>MTN</b>										
	<b>MTN TOUR</b>	L41773900+	Black Titan	-	50	5.5	18	400,0	Rando	Aluminium Patented Step-in aid Wide Screw implementation	500,00 €
	<b>MTN PURE</b>	L41774000+	Black Titan	-	30	3.5	18	297,0	Rando	Aluminium Patented Step-in aid Wide Screw implementation	450,00 €
FREERIDE	<b>S/LAB SHIFT</b>										
	<b>S/LAB SHIFT MNC 13</b>	L41130400+	Black	6-13	30	3.75	24.2	885,0	MNC (Multi Norm Certified) TÜV	Easy climbing aids manipulation +Elastic travel Crampon system	500,00 €
	<b>S/LAB SHIFT MNC 13</b>	L41130300+	Black Blue	6-13	30	3.75	24.2	885,0	MNC (Multi Norm Certified) TÜV	Easy climbing aids manipulation +Elastic travel Crampon system	500,00 €
	<b>S/LAB SHIFT MNC 10</b>	L41130500+	Black	4-10	30	3.75	24.2	875,0	MNC (Multi Norm Certified) TÜV	Easy climbing aids manipulation +Elastic travel Crampon system	450,00 €



**DEMO ALL MOUNTAIN**



**STRIVE 13 GW DEMO**  
L41775200•  
**NEW**



**STRIVE 11 GW DEMO**  
L41775300•  
**NEW**



**WARDEN MNC 13 DEMO**  
L40819600•



**M11 GW DEMO**  
L41131300•



**M10 GW DEMO**  
L41131400•

**DEMO JUNIOR**



**L6 GW DEMO**  
L40853300•



**C5 GW DEMO**  
L40817200•

	NAME	REFERENCE	COLOR	DIN SCALE	ADJUSTMENT RANGE (MM)	ADJUSTMENT RANGE (US SIZES)	HEIGHT (mm)	WEIGHT (1/2 pair) (g)	NORM	FEATURES	PRICES € SRP	
<b>DEMO</b>	<b>ALL MOUNTAIN</b>											
	<b>STRIVE 13 GW DEMO</b>	L41775200•	Black	4.5-13	120	15	20.1	1180,0	Alpine - Adult Gripwalk - Adult TÜV	LDN Toe +Elastic travel Extra-wide Toe pedal (>60mm)	270,00 €	
	<b>STRIVE 11 GW DEMO</b>	L41775300•	Black	3.5-11	120	15	20.1	1100,0	Alpine - Adult Gripwalk - Adult TÜV	LDN Toe +Elastic travel Extra-wide Toe pedal (>60mm)	220,00 €	
	<b>WARDEN MNC 13 DEMO</b>	L40819600•	Black	4-13	120	15	26.5	1340,0	MNC (Multi Norm Certified) Alpine - Adult TÜV	Sliding Toe pedal U Power Toe Extra-wide Toe pedal (>60mm)	250,00 €	
	<b>M11 GW DEMO</b>	L41131300•	Black	3,5-11	120	15	28.7	1015,0	Alpine - Adult Gripwalk - Adult TÜV	Toolless Length Adjustment Walk pedal BackRollers technology	150,00 €	
	<b>M10 GW DEMO</b>	L41131400•	Black	3-10	120	15	28.7	1015,0	Alpine - Adult Gripwalk - Adult TÜV	Toolless Length Adjustment Walk pedal BackRollers technology	130,00 €	
<b>DEMO</b>	<b>JUNIOR</b>											
	<b>L6 GW DEMO</b>	L40853300•	Black White	2-5.5	104	13	23.8	703,0	Alpine - Adult Alpine - Junior Gripwalk - Adult Gripwalk - Junior TÜV	Automatic Wing & Toe adjustment Gripwalk - Adult Gripwalk - Junior	110,00 €	
	<b>C5 GW DEMO</b>	L40817200•	Black White	0.75-4.5	104	13	24.4	820,0	Alpine - Adult Alpine - Junior Gripwalk - Adult Gripwalk - Junior TÜV	Snow Scraper Gripwalk - Adult Gripwalk - Junior	90,00 €	



## *ALPINE BOOTS*



RACE S/RACE

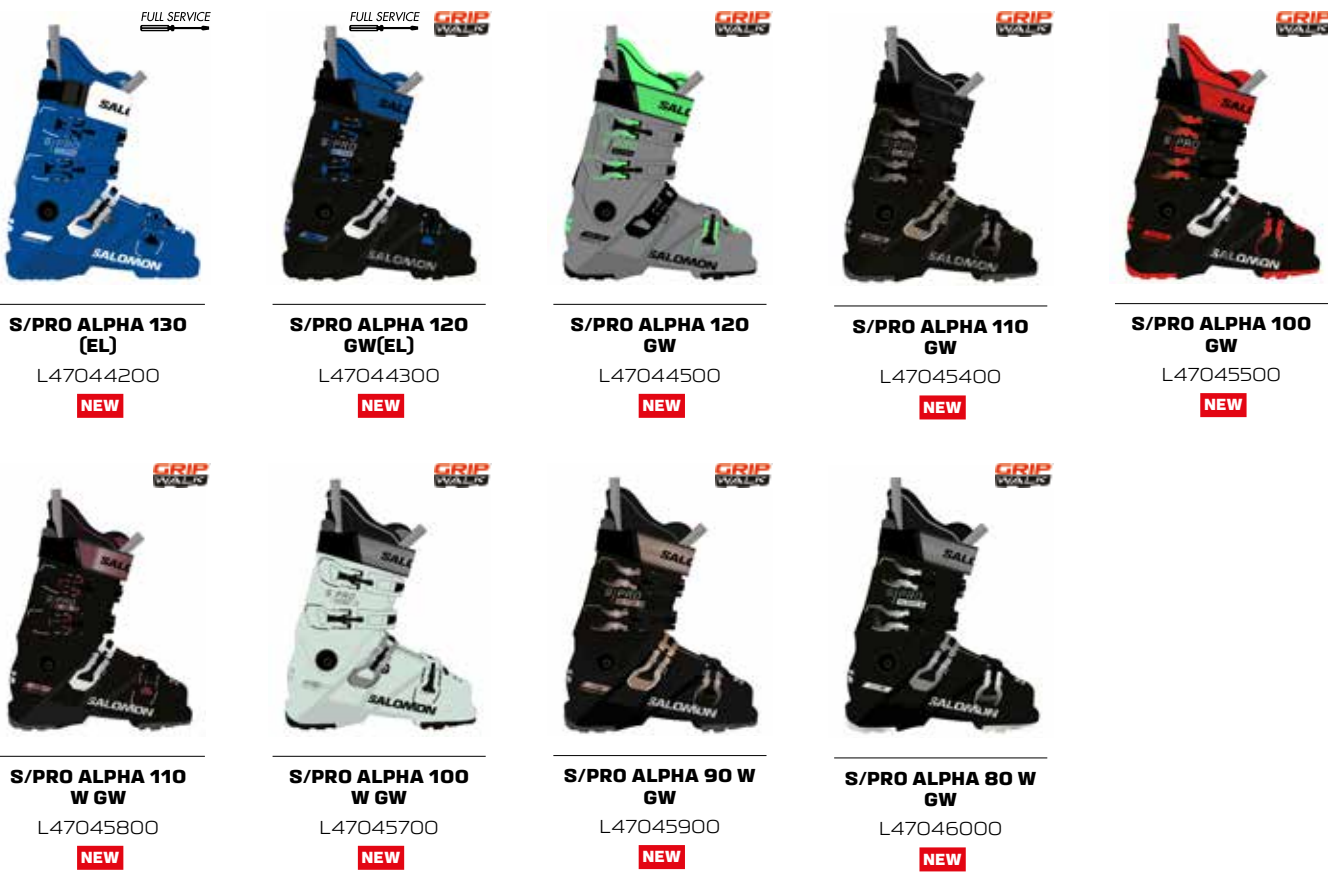


**S/RACE² 140**  
L47049700  
**NEW**

**S/RACE² 130**  
L47049900  
**NEW**

**S/RACE² 110**  
L47050000  
**NEW**

ON PISTE S/PRO ALPHA



**S/PRO ALPHA 130 (EL)**  
L47044200  
**NEW**

**S/PRO ALPHA 120 GW(EL)**  
L47044300  
**NEW**

**S/PRO ALPHA 120 GW**  
L47044500  
**NEW**

**S/PRO ALPHA 110 GW**  
L47045400  
**NEW**

**S/PRO ALPHA 100 GW**  
L47045500  
**NEW**

**S/PRO ALPHA 110 W GW**  
L47045800  
**NEW**

**S/PRO ALPHA 100 W GW**  
L47045700  
**NEW**

**S/PRO ALPHA 90 W GW**  
L47045900  
**NEW**

**S/PRO ALPHA 80 W GW**  
L47046000  
**NEW**

	NAME	REFERENCE	COLOR	FLEX	LAST	SIZES	WEIGHT (/boot) [g]	TECHNOLOGIES	SHELL	CUFF	LINER	Strap	BUCKLES	PRICES € SRP	
RACE	<b>S/RACE</b>														
	<b>S/RACE² 140</b>	L47049700	Race Blue White	140	92MM	23.5 to 28.5 (half size only)	2100	Race construction	Polyurethane ether	Polyurethane ether	World cup	360° 65MM DUAL CLAW	4 screwed aluminium	750,00 €	
	<b>S/RACE² 130</b>	L47049900	Race Blue White	130	92MM	22.5 to 28.5 (half size only)	2100	Race construction	Polyurethane ether	Polyurethane ether	World cup	360° 65MM DUAL CLAW	4 screwed aluminium	650,00 €	
	<b>S/RACE² 110</b>	L47050000	Race Blue White	110	92MM	22.5 to 28.5 (half size only)	2100	Race construction	Polyurethane ether	Polyurethane ether	World cup	360° 45MM VELCRO	4 screwed aluminium	550,00 €	
ON PISTE	<b>S/PRO ALPHA</b>														
	<b>S/PRO ALPHA 130 (EL)</b>	L47044200	Race Blue White	130	98 /104	22/22.5 to 30/30.5	1850	Custom shell HD 3D instep shell Power spine Custom tongue	Polyurethane + Custom Shell HD 3D instep shell	Polyurethane + Custom Shell HD Power spine	Custom tongue Sensitive² footbed My Custom Fit 4D World Cup	ENERGYZER CLAW 50MM	4 screwed aluminium 3D	580,00 €	
	<b>S/PRO ALPHA 120 GW(EL)</b>	L47044300	Black Race blue	120	98 /104	24/24.5 to 30/30.5	1820	Custom shell HD 3D instep shell Power spine Custom tongue	Polyurethane + Custom Shell HD 3D instep shell	Polyurethane + Custom Shell HD Power spine	My Custom Fit 4D Race Custom tongue Sensitive² footbed	SCREWED ENERGYZER VELCRO 45MM	4 screwed aluminium 3D	530,00 €	
	<b>S/PRO ALPHA 120 GW</b>	L47044500	Steel Gray Pastel neon green 1 Black	120	98 /104	24/24.5 to 30/30.5	1810	Custom shell HD 3D instep shell Power spine	Grilamid + Custom Shell HD 3D instep shell	Polyurethane + Custom Shell HD Power spine	Sensitive² footbed My Custom Fit 4D Perf	SCREWED ENERGYZER VELCRO 45MM	4 screwed aluminium 3D	480,00 €	
	<b>S/PRO ALPHA 110 GW</b>	L47045400	Black Titanium Metal	110	98 /104	24/24.5 to 30/30.5	1810	Custom shell HD 3D instep shell Power spine	Polyurethane + Custom Shell HD 3D instep shell	Polyurethane + Custom Shell HD Power spine	My Custom Fit 4D Sport Light² footbed	VELCRO 45MM	4 riveted aluminium 3D	430,00 €	
	<b>S/PRO ALPHA 100 GW</b>	L47045500	Black Red	100	98 /104	24/24.5 to 30/30.5	1810	Custom shell HD 3D instep shell	Polyurethane + Custom Shell HD 3D instep shell	Polyurethane + Custom Shell HD	My Custom Fit 3D Perf Light² footbed	VELCRO 35MM	4 riveted aluminium 3D	380,00 €	
	<b>S/PRO ALPHA 110 W GW</b>	L47045800	Black Burgendy Metal Silver	110	98 /104	22/22.5 to 27/27.5	1610	Custom shell HD 3D instep shell Power spine Custom tongue	Polyurethane + Custom Shell HD 3D instep shell	Polyurethane + Custom Shell HD Power spine	Custom tongue Sensitive² footbed My Custom Fit 4D Perf	SCREWED ENERGYZER VELCRO 45MM	Tool free tooth adjustment Screwed cuff alignment pivot Screwed aluminium buckles	500,00 €	
	<b>S/PRO ALPHA 100 W GW</b>	L47045700	White moss Silver Black	100	98 /104	22/22.5 to 27/27.5	1610	Custom shell HD 3D instep shell Power spine Custom tongue	Polyurethane + Custom Shell HD 3D instep shell	Polyurethane + Custom Shell HD Power spine	Custom tongue My Custom Fit 4D Sport Light² footbed	VELCRO 45MM	4 riveted aluminium 3D Tool free tooth adjustment	450,00 €	
	<b>S/PRO ALPHA 90 W GW</b>	L47045900	Black Pinkgold metal Silver	90	98 /104	22/22.5 to 27/27.5	1610	Custom shell HD 3D instep shell	Polyurethane + Custom Shell HD 3D instep shell	Polyurethane + Custom Shell HD	My Custom Fit 3D Perf Light² footbed	VELCRO 35MM	4 riveted aluminium 3D Tool free tooth adjustment	380,00 €	
	<b>S/PRO ALPHA 80 W GW</b>	L47046000	Black White moss Silver	80	98 /104	22/22.5 to 27/27.5	1610	3D instep shell	Polyurethane 3D instep shell	Polyurethane	My Custom Fit 3D Sport Hypersoft footbed	VELCRO 35MM	4 riveted aluminium 3D Tool free tooth adjustment	330,00 €	

3 TOP BENEFITS

- Flewless instep thanks to specific buckle spacing on the lower shell & reworked design & volume
- Outstanding foothold with 45° buckle placement of the lower shell
- Personalized Fit through Custom tongue feature



3D INSTEP SHELL

- This new construction refers to the lower shell & offers 3 main benefits:
- The thinner plastic and strategic positioning of the forefoot buckle put less pressure on the top of your foot and make it easier to step in and out of your boots.
  - Ensures stronger heel lock without putting unnecessary pressure on your instep



ON PISTE S/PRO



**S/PRO 130 GW**  
L41481200



**S/PRO 120 GW**  
L41481300



**S/PRO 120 GW**  
L41481400



**S/PRO 110 GW**  
L41481500



**S/PRO 100 GW**  
L41481600



**S/PRO 100 W GW**  
L41486100



**S/PRO 90 W GW**  
L41486200



**S/PRO 90 W GW**  
L41486300

ON PISTE S/PRO HV



**S/PRO HV 130 GW**  
L47059100



**S/PRO HV 120 GW**  
L47059200



**S/PRO HV 100 GW**  
L47059300



**S/PRO HV 100 W GW**  
L41486900



**S/PRO HV 90 W GW**  
L47102500

	NAME	REFERENCE	COLOR	FLEX	LAST	SIZES	WEIGHT [boot] [g]	TECHNOLOGIES	SHELL	CUFF	LINER	Strap	BUCKLES	PRICES € SRP	
ON PISTE	<b>S/PRO</b>														
	<b>S/PRO 130 GW</b>	L41481200	Night Sky Safety Yellow Medieval Blue	130	100 /106	24/24.5 to 31/31.5	1800	Coreframe 360° Custom shell HD shell & cuff Sensifit insert	Polyurethane + fiberglass coreframe + Custom Shell HD + sensifit insert	Polyurethane + fiberglass coreframe + Custom Shell HD	My Custom Fit 4D Race	SENSE 45MM	4 screwed aluminium 3D	530,00 €	
	<b>S/PRO 120 GW</b>	L41481300	Black Rainy day Belluga	120	100 /106	24/24.5 to 31/31.5	1750	Coreframe 360° Custom shell HD shell & cuff Sensifit insert	Polyurethane + fiberglass coreframe + Custom Shell HD + sensifit insert	Polyurethane + fiberglass coreframe + Custom Shell HD	My Custom Fit 4D Pro	SENSE 45MM	4 riveted aluminium 3D	480,00 €	
	<b>S/PRO 120 GW</b>	L41481400	Belluga Red Black	120	100 /106	24/24.5 to 31/31.5	1750	Coreframe 360° Custom shell HD shell & cuff Sensifit insert	Polyurethane + fiberglass coreframe + Custom Shell HD + sensifit insert	Polyurethane + fiberglass coreframe + Custom Shell HD	My Custom Fit 4D Pro	SENSE 45MM	4 riveted aluminium 3D	480,00 €	
	<b>S/PRO 110 GW</b>	L41481500	Black Acid Green Dark Silver Metallic	110	100 /106	24/24.5 to 31/31.5	1780	Coreframe 360° Custom shell HD shell & cuff Sensifit insert	Polyurethane + fiberglass coreframe + Custom Shell HD + sensifit insert	Polyurethane + fiberglass coreframe + Custom Shell HD	My Custom Fit 4D Pro	SENSE 45MM	4 riveted aluminium 3D	430,00 €	
	<b>S/PRO 100 GW</b>	L41481600	Black Belluga Dark Silver Metallic	100	100 /106	24/24.5 to 31/31.5	1800	Coreframe 360° Custom shell HD shell & cuff Seamless liner Sensifit insert	Polyurethane + fiberglass coreframe + Custom Shell HD + sensifit insert	Polyurethane + fiberglass coreframe + Custom Shell HD	My Custom Fit 3D seamless perf	SENSE 35MM	4 riveted aluminium 3D	380,00 €	
	<b>S/PRO 100 W GW</b>	L41486100	Black Burgandy Shift Green	100	100 /106	22/22.5 to 27/27.5	1570	Coreframe Custom shell HD Sensifit insert	Polyurethane + fiberglass coreframe + Custom Shell HD + sensifit insert	Polyurethane	My Custom Fit 4D Pro	SENSE 35MM	4 riveted aluminium 3D Tool free tooth adjustment	430,00 €	
	<b>S/PRO 90 W GW</b>	L41486200	Black Rose gold metal Belluga	90	100 /106	22/22.5 to 27/27.5	1620	Coreframe Custom shell HD Seamless liner Sensifit insert	Polyurethane + fiberglass coreframe + Custom Shell HD + sensifit insert	Polyurethane	My Custom Fit 3D seamless perf	SENSE 35MM	4 riveted aluminium 3D Tool free tooth adjustment	380,00 €	
	<b>S/PRO 90 W GW</b>	L41486300	Belluga Metallic Black Copper Metallic	90	100 /106	22/22.5 to 27/27.5	1620	Coreframe Custom shell HD Seamless liner Sensifit insert	Polyurethane + fiberglass coreframe + Custom Shell HD + sensifit insert	Polyurethane	My Custom Fit 3D seamless perf	SENSE 35MM	4 riveted aluminium 3D Tool free tooth adjustment	380,00 €	
	ON PISTE	<b>S/PRO HV</b>													
<b>S/PRO HV 130 GW</b>		L47059100	Night Sky Acid green Black	130	102 /108	24/24.5 to 33/33.5	1810	Coreframe 360° Custom shell HD shell & cuff Seamless liner Dual Sensifit Insert	Polyurethane + fiberglass coreframe + Custom Shell HD + dual sensifit insert	Polyurethane + fiberglass coreframe + Custom Shell HD	My Custom Fit 3D seamless race	SENSE 45MM	4 screwed aluminium 3D	530,00 €	
<b>S/PRO HV 120 GW</b>		L47059200	Belluga metal Red metal	120	102 /108	24/24.5 to 33/33.5	1810	Coreframe 360° Custom shell HD shell & cuff Seamless liner Dual Sensifit Insert	Polyurethane + fiberglass coreframe + Custom Shell HD + dual sensifit insert	Polyurethane + fiberglass coreframe + Custom Shell HD	My Custom Fit 3D seamless pro	SENSE 45MM	4 riveted aluminium 3D	480,00 €	
<b>S/PRO HV 100 GW</b>		L47059300	Black Belluga Grey	100	102 /108	24/24.5 to 33/33.5	1810	Coreframe 360° Custom shell HD shell & cuff Seamless liner Dual Sensifit Insert	Polyurethane + fiberglass coreframe + Custom Shell HD + dual sensifit insert	Polyurethane + fiberglass coreframe + Custom Shell HD	My Custom Fit 3D seamless perf	SENSE 35MM	4 riveted aluminium 3D	380,00 €	
<b>S/PRO HV 100 W GW</b>		L41486900	Black Rose gold metal Belluga	100	102 /108	22/22.5 to 27/27.5	1570	Coreframe Custom shell HD Seamless liner Dual Sensifit Insert	Polyurethane + fiberglass coreframe + Custom Shell HD + dual sensifit insert	Polyurethane	My Custom Fit 3D seamless pro	SENSE 35MM	4 riveted aluminium 3D Tool free tooth adjustment	430,00 €	
<b>S/PRO HV 90 W GW</b>	L47102500	Black Belluga Golden Glaw	90	102 /108	22/22.5 to 27/27.5	1570	Coreframe Custom shell HD Seamless liner Dual Sensifit Insert	Polyurethane + fiberglass coreframe + Custom Shell HD + dual sensifit insert	Polyurethane	My Custom Fit 3D seamless perf	SENSE 35MM	4 riveted aluminium 3D 1 riveted ratchet Tool free tooth adjustment	380,00 €		



**ON PISTE SELECT**



**SELECT 100**  
L41498200



**SELECT 90**  
L41498300



**SELECT 80 W**  
L41498600

**ON PISTE SELECT HV**



**SELECT HV 120**  
L41499500



**SELECT HV 100**  
L41499600



**SELECT HV 90**  
L41499800



**SELECT HV 80 W**  
L41500400



**SELECT HV 70 W**  
L41500700

**ON PISTE SELECT WIDE**



**SELECT 80 WIDE**  
L47083800



**SELECT 70 W WIDE**  
L47083900

**ON PISTE X ACCESS**



**X ACCESS 80 WIDE**  
L47102400



**X ACCESS 70 WIDE**  
L47102000



**X ACCESS 70 W WIDE**  
L40851000



**X ACCESS 60 W WIDE**  
L40851200

	NAME	REFERENCE	COLOR	FLEX	LAST	SIZES	WEIGHT (/boot) [g]	TECHNOLOGIES	SHELL	CUFF	LINER	Strap	BUCKLES	PRICES e SRP	
<b>ON PISTE</b>	<b>SELECT</b>														
	<b>SELECT 100</b>	L41498200	Black Belluga Goji Berry	100	100	24/24.5 to 31/31.5	1873	Sensifit insert Autostrech liner Calf adjuster	Polyurethane + sensifit insert	Polyolefin + calf adjuster	My Instant Fit Sport	SENSE 35MM	4 riveted aluminium 3D	330,00 €	
	<b>SELECT 90</b>	L41498300	Black Belluga Rainy Day	90	100	24/24.5 to 31/31.5	1873	Sensifit insert Autostrech liner Calf adjuster	Polyurethane + sensifit insert	Polyolefin + calf adjuster	My Instant Fit Sport	SENSE 35MM	4 riveted aluminium 3D	280,00 €	
	<b>SELECT 80 W</b>	L41498600	Black Lavender Belluga	80	100	22/22.5 to 27/27.5	1700	Sensifit insert Autostrech liner Calf adjuster	Polyolefin + sensifit insert	Polyolefin + calf adjuster	My Instant Fit Sport	SENSE 35MM	4 riveted aluminium 3D Tool free tooth adjustment	280,00 €	
<b>ON PISTE</b>	<b>SELECT HV</b>														
	<b>SELECT HV 120</b>	L41499500	Black Belluga Acid green	120	102	24/24.5 to 31/31.5	1870	Dual Sensifit Insert Autostrech liner Calf adjuster	Polyurethane + dual sensifit insert	Polyurethane + calf adjuster	My Custom Fit 3D Perf	SENSE 45MM	4 riveted aluminium 3D	430,00 €	
	<b>SELECT HV 100</b>	L41499600	Black Belluga Goji Berry	100	102	24/24.5 to 31/31.5	1890	Dual Sensifit Insert Autostrech liner Calf adjuster	Polyolefin + dual sensifit insert	Polyolefin + calf adjuster	My Instant Fit Sport	SENSE 35MM	4 riveted aluminium 3D	330,00 €	
	<b>SELECT HV 90</b>	L41499800	Black Belluga Rainy Day	90	102	24/24.5 to 31/31.5	1870	Dual Sensifit Insert Autostrech liner Calf adjuster	Polyolefin + dual sensifit insert	Polyolefin + calf adjuster	My Instant Fit Sport	SENSE 35MM	4 riveted aluminium 3D	280,00 €	
	<b>SELECT HV 80 W</b>	L41500400	Black Lavender Belluga	80	102	22/22.5 to 27/27.5	1540	Dual Sensifit Insert Autostrech liner Calf adjuster	Polyolefin + dual sensifit insert	Polyolefin + calf adjuster	My Instant Fit Sport	SENSE 35MM	4 riveted aluminium Tool free tooth adjustment	280,00 €	
	<b>SELECT HV 70 W</b>	L41500700	Black Sterling Blue Belluga	70	102	22/22.5 to 27/27.5	1540	Dual Sensifit Insert Autostrech liner Calf adjuster	Polyolefin + dual sensifit insert	Polyolefin + calf adjuster	My Instant Fit Comfort	SENSE 35MM	4 riveted aluminium Tool free tooth adjustment	250,00 €	
<b>ON PISTE</b>	<b>SELECT WIDE</b>														
	<b>SELECT 80 WIDE</b>	L47083800	Black Acid green Belluga	80	104	24/24.5 to 31/31.5	1870	Dual Sensifit Insert Autostrech liner Calf adjuster	Polyolefin + dual sensifit insert	Polyolefin + calf adjuster	My Instant Fit Comfort	SENSE 35MM	4 riveted aluminium	250,00 €	
	<b>SELECT 70 W WIDE</b>	L47083900	Black Rose gold Belluga	70	104	22/22.5 to 27/27.5	1540	Dual Sensifit Insert Autostrech liner Calf adjuster	Polyolefin + dual sensifit insert	Polyolefin + calf adjuster	My Instant Fit Comfort	SENSE 35MM	4 riveted aluminium Tool free tooth adjustment	250,00 €	
<b>ON PISTE</b>	<b>X ACCESS</b>														
	<b>X ACCESS 80 WIDE</b>	L47102400	Black Anthracite Race blue	80	104	25/25.5 to 31/31.5	1780	Calf adjuster Twinframe Flex liner	Polyolefin	Polyolefin	Flex sport+	360° 35mm	4 riveted aluminium	230,00 €	
	<b>X ACCESS 70 WIDE</b>	L47102000	Black Race Blue White	70	104	25/25.5 to 31/31.5	1700	Calf adjuster Twinframe Flex liner	Polyolefin	Polyolefin	Flex comfort	360° 28mm	4 riveted plastic	200,00 €	
	<b>X ACCESS 70 W WIDE</b>	L40851000	Black White Garnet pink	70	104	22/22.5 to 27/27.5	1570	Twinframe Flex liner	Polyolefin	Polyolefin	Flex sport+	360° 35MM	4 riveted aluminium	230,00 €	
	<b>X ACCESS 60 W WIDE</b>	L40851200	Black White Shooting sea	60	104	22/22.5 to 27/27.5	1540	Twinframe Flex liner	Polyolefin	Polyolefin	Flex comfort	360° 28MM	4 riveted plastic	200,00 €	

**FREERIDE SHIFT PRO**



**SHIFT PRO 130 AT**  
L47000500



**SHIFT PRO 120 AT**  
L47000600



**SHIFT PRO 110 AT**  
L47000700  
**NEW**



**SHIFT PRO 100 AT**  
L47000800



**SHIFT PRO 110 W AT**  
L47001000



**SHIFT PRO 100 W AT**  
L47001100  
**NEW**



**SHIFT PRO 90 W AT**  
L47002300

**ALL MOUNTAIN QST ACCESS**



**QST ACCESS 80**  
L40851500



**QST ACCESS 70**  
L40851600



**QST ACCESS 70 W**  
L40851900



**QST ACCESS 60 W**  
L40852000

	NAME	REFERENCE	COLOR	FLEX	LAST	SIZES	WEIGHT (boot) [g]	TECHNOLOGIES	SHELL	CUFF	LINER	Strap	BUCKLES	PRICES € SRP		
FREERIDE	<b>SHIFT PRO</b>															
	<b>SHIFT PRO 130 AT</b>	L47000500	Rainy day black Solar Power	130	100 /106	22/22.5 to 31/31.5	1690	Coreframe Custom shell HD Surelock skiwalk mechanism Sensifit insert My Custom Fit 4D liner	Integrated tech inserts Midgrip sole Polyamid + XECARB® Composite coreframe - Custom Shell HD + sensifit insert	Polyolefin Polyamid spine 2 hiking hook	My Custom Fit 4D Race Sensitive² footbed Walk function & lace loops	CLAW 45MM	4 riveted aluminium 3D	650,00 €		
	<b>SHIFT PRO 120 AT</b>	L47000600	Belluga Black Solar power	120	100 /106	24/24.5 to 31/31.5	1760	Coreframe Custom shell HD Surelock skiwalk mechanism Sensifit insert My Custom Fit 4D liner	Polyurethane + fiberglass coreframe - Custom Shell HD + sensifit insert Integrated tech inserts Midgrip sole	Polyolefin Polyamid spine 2 hiking hook	My Custom Fit 4D Pro Light² footbed Walk function & lace loops	360° 45MM	4 riveted aluminium 3D	580,00 €		
	<b>SHIFT PRO 110 AT</b>	L47000700	Coppen blue Black Solar power	110	100 /1069	24/24.5 to 31/31.5	1750	Coreframe Custom shell HD Surelock skiwalk mechanism Sensifit insert My Custom Fit 4D liner	Polyurethane + fiberglass coreframe - Custom Shell HD + sensifit insert	Polyolefin Polyamid spine	My Custom Fit 4D Perf Walk function & lace loops Thermosoft footbed	360J 45MM	4 riveted aluminium 3D 1 hiking hook	530,00 €		
	<b>SHIFT PRO 100 AT</b>	L47000800	Oil green Black Solar power	100	100 /106	24/24.5 to 31/31.5	1777	Coreframe Custom shell HD Seamless liner Surelock skiwalk mechanism Sensifit insert	Polyurethane + fiberglass coreframe - Custom Shell HD + sensifit insert Integrated tech inserts	Polyolefin Polyamid spine	My Custom Fit 3D seamless perf Thermosoft footbed	360° 35MM	4 riveted aluminium 3D 1 hiking hook	480,00 €		
	<b>SHIFT PRO 110 W AT</b>	L47001000	Tender yellow Black White	110	100 /106	22/22.5 to 27/27.5	1570	Custom shell HD Surelock skiwalk mechanism Integrated tech inserts	Polyurethane + fiberglass coreframe - Custom Shell HD + sensifit insert Integrated tech inserts Midgrip sole	Polyolefin Polyamid spine	My CustomFit 3D Seamless Pro with walk function	360° 45mm	4 riveted aluminium 3D 2 hiking hooks	580,00 €		
	<b>SHIFT PRO 100 W AT</b>	L47001100	White moss Black White	100	100 /106	22/22.5 to 27/27.5	1600	Coreframe Custom shell HD Surelock skiwalk mechanism Sensifit insert My Custom Fit 4D liner	Polyurethane + fiberglass coreframe - Custom Shell HD + sensifit insert	Polyolefin Polyamid spine	My Custom Fit 4D Perf Walk function & lace loops Thermosoft footbed	360° 45MM	4 riveted aluminium 3D 1 hiking hook	530,00 €		
	<b>SHIFT PRO 90 W AT</b>	L47002300	Black White moss Belluga	90	100 /106	22/22.5 to 27/27.5	1600	Coreframe Custom shell HD Seamless liner Surelock skiwalk mechanism Sensifit insert	Polyurethane + fiberglass coreframe - Custom Shell HD + sensifit insert Integrated tech inserts	Polyolefin Polyamid spine	My Custom Fit 3D seamless perf	360° 35MM	4 riveted aluminium 3D 1 hiking hook	480,00 €		
	ALL MOUNTAIN	<b>QST ACCESS</b>														
		<b>QST ACCESS 80</b>	L40851500	Black Beluga Acid Green	80	104	25/25.5 to 31/31.5	1650	Hike and ride	Polyolefin + easy step-in overlap	Polyolefin	My Custom Fit comfort	360° 35MM	2 riveted alumix + 1 ratchet	250,00 €	
<b>QST ACCESS 70</b>		L40851600	Black Anthracite Translucent Orange	70	104	25/25.5 to 31/31.5	1680	Hike and ride	Polyolefin + easy step-in overlap	Polyolefin	My Custom Fit comfort	360° 35MM	3 riveted alumix Tool free tooth adjustment	230,00 €		
<b>QST ACCESS 70 W</b>		L40851900	Black Petrol blue Shooting Sea	70	104	23/23.5 to 27/27.5	1560	Hike and ride	Polyolefin + easy step-in overlap	Polyolefin	My Custom Fit comfort	360° 35MM	2 riveted alumix + 1 ratchet	250,00 €		
<b>QST ACCESS 60 W</b>	L40852000	White Anthracite Translucent Burgundy	60	104	23/23.5 -> 27/27.5	1580	Hike and ride	Polyolefin + easy step-in overlap	Polyolefin	My Custom Fit comfort	360° 35MM	3 riveted alumix	230,00 €			

**TOURING MTN**



**S/LAB MTN SUMMIT**  
L47042900  
**NEW**



**MTN SUMMIT PRO**  
L47043100  
**NEW**



**MTN SUMMIT PURE**  
L47043400  
**NEW**



**MTN SUMMIT PRO W**  
L47043700  
**NEW**



**MTN SUMMIT PURE W**  
L47043800  
**NEW**



**S/LAB MTN**  
L41486400

	NAME	REFERENCE	COLOR	FLEX	LAST	SIZES	WEIGHT (/boot) [g]	TECHNOLOGIES	SHELL	CUFF	LINER	Strap	BUCKLES	PRICES € SRP	
<b>TOURING</b>	<b>MTN</b>														
	<b>S/LAB MTN SUMMIT</b>	L47042900	Black Anthracite Transcend blue	-	99 /105	22/22.5 to 30/30.5	1050	Custom shell HD shell & cuff Touring belt BOA® fit system	Ultramid - Custom Shell HD Waterproof gaiter Full rubber sole (30% recycled)	Frictionless pivots Carbon fiber charged spine Ultramid + Custom Shell HD	My Custom Fit Tour light	DUAL POWER STRAP 70MM	1 riveted light	750,00 €	
	<b>MTN SUMMIT PRO</b>	L47043100	Rainy day Belluga Pastel neon green 1	-	99 /105	24/24.5 to 30/30.5	1100	Custom shell HD shell & cuff Touring belt BOA® fit system	Ultramid - Custom Shell HD Waterproof gaiter Full rubber sole (30% recycled)	Ultramid Frictionless pivots Fiberglass spine	My Custom Fit Tour Pro	POWER-STRAP 45MM - POWER-PLATE	1 riveted light	650,00 €	
	<b>MTN SUMMIT PURE</b>	L47043400	Black Pastel neon green 1 Rainy day	-	99 /105	24/24.5 to 30/30.5	1200	Custom shell HD shell & cuff Touring belt BOA® fit system	Ultramid - Custom Shell HD Waterproof gaiter Full rubber sole (30% recycled)	Recycled polyurethane + Custom Shell HD Frictionless pivots Fiberglass spine	My Custom Fit Tour Pure	POWER-STRAP 45MM	1 riveted light	500,00 €	
	<b>MTN SUMMIT PRO W</b>	L47043700	Rainy day Belluga Angel blue	-	99 /105	22/22.5 -> 27/27.5	1020	Custom shell HD shell & cuff Touring belt BOA® fit system	Ultramid - Custom Shell HD Waterproof gaiter Full rubber sole (30% recycled)	Frictionless pivots Fiberglass spine Ultramid + Custom Shell HD	My Custom Fit Tour Pro W	DUAL POWER STRAP 45MM - POWER-PLATE	1 riveted light	650,00 €	
	<b>MTN SUMMIT PURE W</b>	L47043800	Black Angel blue Rainy day	-	99 /105	22/22.5 -> 27/27.5	1120	Custom shell HD shell & cuff Touring belt BOA® fit system	Waterproof gaiter Full rubber sole (30% recycled) Recycled polyurethane + Custom Shell HD	Recycled polyurethane + Custom Shell HD Frictionless pivots Fiberglass spine	My Custom Fit Tour Pure W	POWER-STRAP 45MM	1 riveted light	500,00 €	
<b>S/LAB MTN</b>	L41486400	Black Rainy day Red	120	98 /104	24/24.5 to 29/29.5	1570	Custom shell HD Carbon spine back-country design Motion flex Surelock skiwalk mechanism	Grilamid + Custom Shell HD Integrated tech inserts	Pebax	My Custom Fit 3D free-touring	50MM DUAL CLAW	2 riveted lights + lock system	580,00 €		



**3 TOP BENEFITS**

- Instant Fit
- Downhill performance
- Walkability and lightweight



**TOURING BELT**

Linked to the Boa fastening system, the rubber belt perfectly places the heel in the boot while providing unmatched hold, allowing great downhill sensation and avoiding in-boot foot friction during the uphill phase.



**SURELOCK SKIWALK MECHANISM**

The horizontal position of our ski-walk mechanism allows the most progressive and enjoyable flex on the way down.



**JUNIOR S/RACE**



**S/RACE 90**  
L47046600



**S/RACE 70**  
L47046700



**S/RACE 60T L**  
L47049300



**S/RACE 60T M**  
L47049400

**JUNIOR S/MAX**



**S/MAX 65**  
L47102100



**S/MAX 60T L**  
L47051600



**S/MAX 60T M**  
L47051500

**JUNIOR SHIFT PRO**



**SHIFT PRO 80T AT**  
L47049500

**JUNIOR QST ACCESS**



**QST ACCESS 70 T**  
L47049100

**JUNIOR T RANGE**



**TEAM T3**  
L41177800



**TEAM T2**  
L41177900



**T1**  
L41178100



**T1 GIRLY**  
L41178000

	NAME	REFERENCE	COLOR	FLEX	LAST	SIZES	WEIGHT (boot) [g]	TECHNOLOGIES	SHELL	CUFF	LINER	Strap	BUCKLES	PRICES € SRP
<b>JUNIOR S/RACE</b>	<b>S/RACE 90</b>	L47046600	Race Blue White Process blue	90	92MM - NARROW FIT	22.5 to 27.5 (half size only)	1780	Race construction	Polyurethane ether	Polyurethane ether	World cup jr	360° 35MM (SCREWED)	4 screwed aluminium	330,00 €
	<b>S/RACE 70</b>	L47046700	Race Blue White Process blue	70	96MM - NARROW FIT	22/22.5 to 27/27.5	1530	Race construction	Polyurethane ether	Polyolefin	World cup jr	360° 35MM (SCREWED)	4 screwed aluminium	280,00 €
	<b>S/RACE 60T L</b>	L47049300	Race Blue White Process blue	60	KID	22/22.5 to 26/26.5	970	Twinframe	Polyolefin	Polyolefin	My Thermic Fit jr	360° 28MM	4 riveted plastic	120,00 €
	<b>S/RACE 60T M</b>	L47049400	Race Blue White Process blue	60	KID	18 to 21	1550	Twinframe	Polyolefin	Polyolefin	My Thermic Fit jr	NO STRAP	4 riveted plastic	110,00 €
<b>JUNIOR S/MAX</b>	<b>S/MAX 65</b>	L47102100	Black Orange	65	KID	22/22.5 to 26/26.5	1940	-	Polyurethane	Polyolefin	My Thermic Fit jr	360° 28MM	4 riveted aluminium 3D	230,00 €
	<b>S/MAX 60T L</b>	L47051600	White Race blue Process blue	60	KID	22/22.5 -> 26/26.5	1940	Twinframe	Polyolefin	Polyolefin	My Thermic Fit jr	360° 28MM	4 riveted plastic	120,00 €
	<b>S/MAX 60T M</b>	L47051500	White Race blue Process blue	60	KID	18 -> 21	1550	Twinframe	Polyolefin	Polyolefin	My Thermic Fit jr	NO STRAP	4 riveted plastic	110,00 €
<b>JUNIOR S/RACE</b>	<b>S/RACE 90</b>	L47046600	Race Blue White Process blue	90	92MM - NARROW FIT	22.5 to 27.5 (half size only)	1780	Race construction	Polyurethane ether	Polyurethane ether	World cup jr	360° 35MM (SCREWED)	4 screwed aluminium	330,00 €
	<b>S/RACE 70</b>	L47046700	Race Blue White Process blue	70	96MM - NARROW FIT	22/22.5 to 27/27.5	1530	Race construction	Polyurethane ether	Polyolefin	World cup jr	360° 35MM (SCREWED)	4 screwed aluminium	280,00 €
	<b>S/RACE 60T L</b>	L47049300	Race Blue White Process blue	60	KID	22/22.5 to 26/26.5	970	Twinframe	Polyolefin	Polyolefin	My Thermic Fit jr	360° 28MM	4 riveted plastic	120,00 €
	<b>S/RACE 60T M</b>	L47049400	Race Blue White Process blue	60	KID	18 to 21	1550	Twinframe	Polyolefin	Polyolefin	My Thermic Fit jr	NO STRAP	4 riveted plastic	110,00 €
<b>JUNIOR S/MAX</b>	<b>S/MAX 65</b>	L47102100	Black Orange	65	KID	22/22.5 to 26/26.5	1940	-	Polyurethane	Polyolefin	My Thermic Fit jr	360° 28MM	4 riveted aluminium 3D	230,00 €
	<b>S/MAX 60T L</b>	L47051600	White Race blue Process blue	60	KID	22/22.5 -> 26/26.5	1940	Twinframe	Polyolefin	Polyolefin	My Thermic Fit jr	360° 28MM	4 riveted plastic	120,00 €
	<b>S/MAX 60T M</b>	L47051500	White Race blue Process blue	60	KID	18 -> 21	1550	Twinframe	Polyolefin	Polyolefin	My Thermic Fit jr	NO STRAP	4 riveted plastic	110,00 €
<b>JUNIOR SHIFT PRO</b>	<b>SHIFT PRO 80T AT</b>	L47049500	Rainy day black Solar Power	80 JR	100	22/22.5 to 28/28.5	1555	Surelock skiwalk mechanism SensiFit insert	Polyurethane + sensiFit insert Integrated tech inserts	Polyolefin Polyamid spine	My Thermic Fit jr	360° 28MM	4 riveted aluminium 3D 1 hiking hook	380,00 €
<b>JUNIOR QST ACCESS</b>	<b>QST ACCESS 70 T</b>	L47049100	Coppen blue Black Orange	70	104	22/22.5 to 28/28.5	1580	Hike and ride	Polyolefin + easy step-in overlap	Polyolefin	My Thermic Fit jr	360° 35MM	2 riveted alumix + 1 vario	200,00 €
<b>JUNIOR T RANGE</b>	<b>TEAM T3</b>	L41177800	Black White	30 JR	KID	22-23 to 26/26.5	1180	-	Polyolefin	Polyolefin	My Thermic Fit jr	NO	3 riveted vario plastic	110,00 €
	<b>TEAM T2</b>	L41177900	Black White	20 JR	KID	18 to 21	900	-	Polyolefin	Polyolefin	My Thermic Fit jr	NO	2 riveted vario plastic	90,00 €
	<b>T1</b>	L41178100	Race Blue White	10 JR	KID	14.5 to 18	580	-	Polyolefin	Polyolefin	My Thermic Fit jr	NO	1 riveted ratchet	70,00 €
	<b>T1 GIRLY</b>	L41178000	White Scuba Blue	10 JR	KID	15 to 18	580	-	Polyolefin	Polyolefin	My Thermic Fit jr	NO	1 riveted ratchet	70,00 €



**AFTERMARKET SHELL ONLY**



**S/PRO ALPHA 130 GW SHELL ONLY**  
L47054000  
**NEW**



**S/PRO ALPHA 100 W GW SHELL ONLY**  
L47054100  
**NEW**



**S/PRO 120 GW SHELL ONLY**  
L41561900

**AFTERMARKET GRIPWALK PADS**



**S/SERIES 23223 NORM**  
L47054200  
**NEW**



**X PRO 23223 NORM**  
L40753100  
**NEW**



**X ACCESS 23223 NORM**  
L47070700  
**NEW**



**SHIFT PRO AT 23223 NORM**  
L47070500  
**NEW**



**JUNIOR 'A' 23223 NORM**  
L47070800  
**NEW**



**JUNIOR 'C' 23223 NORM**  
L47070900  
**NEW**

**AFTERMARKET BOOTFITTING**



**CANTING BOX**  
L47054300  
**NEW**



**BOOTFITTING BASICS BOX**  
L47054400  
**NEW**

**CANTING BOX**

This box takes bootfitters to the next level of boot personalization. Featuring highly technical tools based on laser positioning, it's easy to determine the right cuff alignment.

**BOOTFITTING BASICS BOX**

Dedicated to bootfitting specialists, the box covers all the technical basics by giving you tools & materials needed to precisely fine-tune Salomon's boots to every person's needs.

	NAME	REFERENCE	COLOR	FLEX	LAST	SIZES	WEIGHT (/boot) [g]	TECHNOLOGIES	SHELL	CUFF	LINER	Strap	BUCKLES	PRICES € SRP	
AFTERMARKET	<b>SHELL ONLY</b>														
	<b>S/PRO ALPHA 130 GW SHELL ONLY</b>	L47054000	Black Belluga Pale Kaki	130	98/104	24/24.5 -> 29/29.5	1780	Custom Shell HD 3D instep shell Power spine	Polyurethane - Custom Shell HD 3D instep shell	Polyurethane - Custom Shell HD Power spine	-	Energyzyzer claw 50mm	4 screwed aluminium 3D	500,00 €	
	<b>S/PRO 120 GW SHELL ONLY</b>	L41561900	Black Red White	100	98/104	24/24.5 -> 29/29.5	1780	Coreframe 360° Custom Shell HD shell & cuff Sensifit insert	Polyurethane - fiberglass coreframe - Custom Shell HD - sensifit insert	Polyurethane - fiberglass Coreframe - Custom Shell HD	-	Sense 45mm	4 screwed aluminium 3D	400,00 €	
<b>S/PRO ALPHA 100 W GW SHELL ONLY</b>	L47054100	Black Rainy day Belluga	120	100/106	24/24.5 -> 31/31.5	1750	Custom Shell HD 3D instep shell Power spine	Polyurethane - Custom Shell HD 3D instep shell	Polyurethane - fiberglass Coreframe - Custom Shell HD	-	Velcro 45mm	4 screwed aluminium 3D	350,00 €		

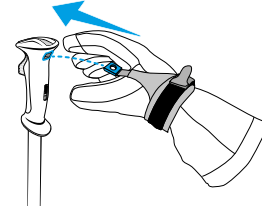
	NAME	REFERENCE	COLOR	COMPATIBLE WITH	PRICES € SRP
AFTERMARKET	<b>GRIPWALK PADS</b>				
	<b>S/SERIES</b>	L47054200	White Black	Compatible with following alpine boots models : S Pro / S Max / S Max 65 / S Race 65 / S Race 70	35,00 €
	<b>X PRO</b>	L40753100	White Black	Compatible with following alpine boots models : XPro / Quest Pro / QST Access / QST Access 70T	35,00 €
	<b>X ACCESS</b>	L47070700	White Black	Compatible with following alpine boots models : X Access	35,00 €
	<b>SHIFT PRO AT</b>	L47070500	Black White	Compatible with following alpine boots models : Shift pro 130 AT / Shift pro 120 AT / Shift pro 100 AT / Shift pro 110 W AT / Shift pro 90 W AT	35,00 €
	<b>JUNIOR 'A'</b>	L47070800	Black White	Compatible with following alpine boots : S Max 60 T L / S Race 60 T L / Team T3 / T3 RT	35,00 €
<b>JUNIOR 'C'</b>	L47070900	Black White	Compatible with following alpine boots : T1 / T1 Girly / T2 RT / T2 RT Girly	35,00 €	

# POLE TECHNOLOGY INDEX

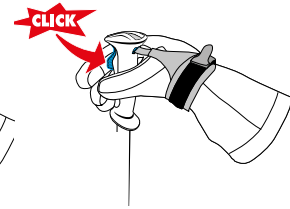
## SAFETY & CONVENIENCE



**S3 STRAP**  
Salomon's safety, auto release strap protects you from injury if your pole gets stuck in a net or tree.



**ERGO S3 GRIP**  
The ERGO S3 grip with adjustable safety spring release system provides easy strap entry, is adjustable to all glove sizes and allows quick, one handed click in and click out.



**EASYLOCK SYSTEM**  
Easily adjusts the length of your pole for better use.

## CONSTRUCTION



**CARBON**  
Stiffest and Lightest construction available.



**ALUMINIUM\*\*\*\***  
The Aluminium\*\*\*\* series is 40% stronger and 10% Lighter than Alu\*\*.



**ALUMINIUM\*\***  
The Aluminium\*\* series Provides strength and Lightness.

# POLE SIZING CHARTS

SKIER'S HEIGHT (cm)	POLE'S HEIGHT (cm)
More than 200cm	140
190 to 200 cm	135
185 to 190 cm	130
175 to 185 cm	125
170 to 175 cm	120
160 to 170 cm	115
155 to 160 cm	110
145 to 155 cm	105
135 to 145 cm	100
125 to 135 cm	95
115 to 125 cm	90
105 to 115 cm	85
Less than 105 cm	80



# PERFECT MATCHING POLES



S/RACE GS 12 -L47038100  
S/RACE ALU-L47022100



S/RACE MT Jr -L47041700  
S/RACE JR-L47022900



S/MAX N10 XT -L47039700  
SHIVA BLACK -L41173700



QST 106 -L41670300  
MTNCARBON-L47022600




S/MAX 10-L47038400  
SC1ERGOS3-L40862800



QST 92-L41636800  
HACKERS3 -L47022700



S/FORCE TI.80 -L47038400  
X10ERGOS3-L41524600



QST LUMEN 98-L41773300  
MTNALU S3 -L47023100



S/MAX N12 -L47039500  
ICONERGOS3-L41173300



STANCE 84 -L41769900  
HACKERBLACK-L41525100



S/MAX N10 -L47039600  
X10ERGOS3-L41173200



MTN 96 CARBON -L41670400  
MTNALUS3-L47023000



S/MAX N6 XT -L47040300  
SHIVAWHITE-L41173800



## *ALPINE POLES*



**RACE S/RACE**

**SRACE CARBON**  
L47022000



**SRACE ALU**  
L47022100



S/RACE GS L47038100

**SRACE SG**  
L47022200



**ON PISTE SC1**

**SC1 ERGO S3**  
L40862800



S/MAX 10 L47038400

**ON PISTE X10**

**X10 ERGO S3**  
L41524600



S/FORCE TI.80 L4703840

**X10 ERGO S3**  
L41173200



S/MAX N10 L47039600

**ON PISTE ARCTIC S3**

**ARCTIC S3**  
L41530000



**ARCTIC S3**  
L41530500



	NAME	REFERENCE	COLOR	SIZES (cm)	SHAFT	GRIP	STRAP	BASKET	TIP	FEATURES	PRICES € SRP	
<b>RACE</b>	<b>S/RACE</b>											
	<b>SRACE CARBON</b>	L47022000	Blue	110 115 120 125 130 135	Carbon **** Shaft diameter: 14mm	Racing rubber grip	Racing strap	Interchangeable basket system Racing basket	Carbide/widia tip	Carbon **** Racing basket Racing rubber grip	110,00 €	
	<b>SRACE ALU</b>	L47022100	Blue	110 115 120 125 130 135	Alu **** Shaft diameter: 18mm	Racing rubber grip	Racing strap	Interchangeable basket system Racing basket	Carbide/widia tip	Alu **** Racing basket Racing rubber grip	90,00 €	
	<b>SRACE SG</b>	L47022200	Blue	110 115 120 125 130 135	Alu **** Shaft diameter: 18mm	Racing rubber grip	Racing strap	Interchangeable basket system Downhill Basket	Carbide/widia tip	Alu **** Downhill Basket Racing rubber grip	80,00 €	
<b>ON PISTE</b>	<b>SC1</b>											
	<b>SC1 ERGO S3</b>	L40862800	Black	110 115 120 125 130 135	Carbon ** Shaft diameter: 16mm Ultra flexible fiberglass shaft	Ergo S3 dual material grip	Ergo S3 premium strap	Interchangeable basket system All mountain basket	Carbide/widia tip	Carbon ** Ergo S3 dual material grip Ergo S3 premium strap	110,00 €	
	<b>X10</b>											
	<b>X10 ERGO S3</b>	L41524600	Black	110 115 120 125 130 135	Alu **** Shaft diameter: 18mm	Ergo S3 dual material grip	Ergo S3 premium strap	Interchangeable basket system All mountain basket	Carbide/widia tip	Ergo S3 dual material grip Alu **** Ergo S3 premium strap	80,00 €	
	<b>X10 ERGO S3</b>	L41173200	Black	110 115 120 125 130 135	Alu **** Shaft diameter: 18mm	Ergo S3 dual material grip	Ergo S3 premium strap	Interchangeable basket system All mountain basket	Carbide/widia tip	Ergo S3 dual material grip Alu **** Ergo S3 premium strap	80,00 €	
	<b>ARCTIC S3</b>											
<b>ARCTIC S3</b>	L41530000	Black	110 115 120 125 130 135	Alu ** Shaft diameter: 18mm	S3 dual mate- rial grip	S3 strap	Interchangeable basket system All mountain basket	Standard tip	Alu ** S3 strap S3 dual material grip	50,00 €		
<b>ARCTIC S3</b>	L41530500	Gun Metal.	110 115 120 125 130 135	Alu ** Shaft diameter: 18mm	S3 dual mate- rial grip	S3 strap	Interchangeable basket system All mountain basket	Standard tip	Alu ** S3 strap S3 dual material grip	50,00 €		

ALPINE POLES



**ON PISTE X08**

**X 08**  
L40827000



**X 08**  
L41172700



**X 08**  
L47022400



**ON PISTE ARCTIC**

**ARCTIC**  
L40559000



**ARCTIC**  
L40558800



**ARCTIC**  
L40559200



**ARCTIC**  
L40559100



**ON PISTE X NORTH**

**X NORTH**  
L40559300



**X NORTH**  
L40559400



	NAME	REFERENCE	COLOR	SIZES (cm)	SHAFT	GRIP	STRAP	BASKET	TIP	FEATURES	PRICES € SRP	
<b>ON PISTE</b>	<b>X08</b>											
	<b>X 08</b>	L40827000	Black	110 115 120 125 130 135	Alu ** Shaft diameter: 18mm	Dual material all mountain grip	Wide strap	Interchangeable basket system All mountain basket	Standard tip	Dual material all mountain grip Alu ** All mountain basket	40,00 €	
	<b>X 08</b>	L41172700	Black	110 115 120 125 130 135	Alu ** Shaft diameter: 18mm	Dual material all mountain grip	Wide strap	Interchangeable basket system All mountain basket	Standard tip	Dual material all mountain grip Alu ** All mountain basket	40,00 €	
	<b>X 08</b>	L47022400	Race Blue	110 115 120 125 130 135	Alu ** Shaft diameter: 18mm	Dual material all mountain grip	Wide strap	Interchangeable basket system All mountain basket	Standard tip	Dual material all mountain grip Alu ** All mountain basket	40,00 €	
<b>ON PISTE</b>	<b>ARCTIC</b>											
	<b>ARCTIC</b>	L40559000	Black	110 115 120 125 130 135	Alu ** Shaft diameter: 18mm	Dual material all mountain grip	Standard strap	Interchangeable basket system All mountain basket	Standard tip	Dual material all mountain grip Alu ** All mountain basket	30,00 €	
	<b>ARCTIC</b>	L40558800	Blue	110 115 120 125 130 135	Alu ** Shaft diameter: 18mm	Dual material all mountain grip	Standard strap	Interchangeable basket system All mountain basket	Standard tip	Dual material all mountain grip Alu ** All mountain basket	30,00 €	
	<b>ARCTIC</b>	L40559200	Yellow	110 115 120 125 130 135	Alu ** Shaft diameter: 18mm	Dual material all mountain grip	Standard strap	Interchangeable basket system All mountain basket	Standard tip	Dual material all mountain grip Alu ** All mountain basket	30,00 €	
	<b>ARCTIC</b>	L40559100	Orange	110 115 120 125 130 135	Alu ** Shaft diameter: 18mm	Dual material all mountain grip	Standard strap	Interchangeable basket system All mountain basket	Standard tip	Dual material all mountain grip Alu ** All mountain basket	30,00 €	
<b>ON PISTE</b>	<b>X NORTH</b>											
	<b>X NORTH</b>	L40559300	Black	110 115 120 125 130 135	Alu ** Shaft diameter: 18mm	Mono material all mountain grip	Standard strap	Interchangeable basket system All mountain basket	Standard tip	Alu ** All mountain basket Mono material all mountain grip	25,00 €	
	<b>X NORTH</b>	L40559400	White	110 115 120 125 130 135	Alu ** Shaft diameter: 18mm	Mono material all mountain grip	Standard strap	Interchangeable basket system All mountain basket	Standard tip	Alu ** All mountain basket Mono material all mountain grip	25,00 €	

ALPINE POLES

**ON PISTE WOMEN ICON**

**ICON ERGO S3**  
L41173300



**ON PISTE WOMEN ANGEL**

**ANGEL S3**  
L41525000



**ANGEL S3**  
L40827400



**ON PISTE WOMEN SHIVA**

**SHIVA**  
L41173700



**SHIVA**  
L41173800



**ON PISTE WOMEN ARCTIC LADY**

**ARCTIC LADY**  
L41174000



**ARCTIC LADY**  
L41174200



**ARCTIC LADY**  
L41174300



NAME	REFERENCE	COLOR	SIZES (cm)	SHAFT	GRIP	STRAP	BASKET	TIP	FEATURES	PRICES € SRP
<b>ON PISTE WOMEN ICON</b>										
<b>ICON ERGO S3</b>	L41173300	Black	100 105 110 115 120 125	Alu **** Shaft diameter: 16mm	Ergo S3 dual material grip	Ergo S3 premium strap	Interchangeable basket system All mountain basket	Carbide/wid-ia tip	Ergo S3 dual material grip Alu **** Ergo S3 premium strap	80,00 €
<b>ON PISTE WOMEN ANGEL</b>										
<b>ANGEL S3</b>	L41525000	Black	100 105 110 115 120 125	Alu ** Shaft diameter: 16mm	S3 dual material women grip	S3 strap	Interchangeable basket system All mountain women basket	Standard tip	Alu ** S3 strap S3 dual material women grip	50,00 €
<b>ANGEL S3</b>	L40827400	Fig	100 105 110 115 120 125	Alu ** Shaft diameter: 16mm	S3 dual material women grip	S3 strap	Interchangeable basket system All mountain women basket	Standard tip	Alu ** S3 strap S3 dual material women grip	50,00 €
<b>ON PISTE WOMEN SHIVA</b>										
<b>SHIVA</b>	L41173700	Black	100 105 110 115 120 125	Alu ** Shaft diameter: 16mm	Dual material all mountain women grip	Wide strap	Interchangeable basket system All mountain women basket	Standard tip	Alu ** Dual material all mountain women grip All mountain women basket	40,00 €
<b>SHIVA</b>	L41173800	White	100 105 110 115 120 125	Alu ** Shaft diameter: 16mm	Dual material all mountain women grip	Wide strap	Interchangeable basket system All mountain women basket	Standard tip	Alu ** Dual material all mountain women grip All mountain women basket	40,00 €
<b>ON PISTE WOMEN ARCTIC LADY</b>										
<b>ARCTIC LADY</b>	L41174000	Black	100 105 110 115 120 125	Alu ** Shaft diameter: 16mm	Dual material all mountain women grip	Standard strap	Interchangeable basket system All mountain women basket	Standard tip	Alu ** Dual material all mountain women grip All mountain women basket	30,00 €
<b>ARCTIC LADY</b>	L41174200	Grey	100 105 110 115 120 125	Alu ** Shaft diameter: 16mm	Dual material all mountain women grip	Standard strap	Interchangeable basket system All mountain women basket	Standard tip	Alu ** Dual material all mountain women grip All mountain women basket	30,00 €
<b>ARCTIC LADY</b>	L41174300	White	100 105 110 115 120 125	Alu ** Shaft diameter: 16mm	Dual material all mountain women grip	Standard strap	Interchangeable basket system All mountain women basket	Standard tip	Alu ** Dual material all mountain women grip All mountain women basket	30,00 €

**ON PISTE WOMEN NORTHPOLE LADY**

**NORTHPOLE LADY**  
L40560100



**NORTHPOLE LADY**  
L40560200



**BACKSIDE MTN**

**MTN CARBON S3**  
L47022600

**NEW**



QST 106 L41670300

**MTN ALU S3**  
L47023000

**NEW**



QST 106 L41670300

**MTN ALU S3**  
L47023100

**NEW**



QST LUMEN 98 L41773300

**BACKSIDE HACKER S3**

**HACKER S3**  
L41525200



**HACKER S3**  
L41525100



STANCE 84 L41769900

**HACKER S3**  
L47022700



QST 92 L41636800

	NAME	REFERENCE	COLOR	SIZES (cm)	SHAFT	GRIP	STRAP	BASKET	TIP	FEATURES	PRICES € SRP	
<b>ON PISTE WOMEN</b>	<b>NORTHPOLE LADY</b>											
	<b>NORTHPOLE LADY</b>	L40560100	Black	100 105 110 115 120 125	Alu ** Shaft diameter: 16mm	Mono material all mountain women grip	Standard strap	Interchangeable basket system All mountain women basket	Standard tip	Alu ** All mountain women basket Mono material all mountain women grip	25,00 €	
	<b>NORTHPOLE LADY</b>	L40560200	Grey	100 105 110 115 120 125	Alu ** Shaft diameter: 16mm	Mono material all mountain women grip	Standard strap	Interchangeable basket system All mountain women basket	Standard tip	Alu ** All mountain women basket Mono material all mountain women grip	25,00 €	
<b>BACKSIDE</b>	<b>MTN</b>											
	<b>MTN CARBON S3</b>	L47022600	Black	NS	Carbon **** Easy lock system Kevlar reinforcement Lower shaft carbon ****14mm Upper shaft carbon ****16mm	Foam extension S3 Rubber and foam grip	S3 premium strap	Articulated backside basket	Carbide/widia tip	Carbon **** S3 premium strap S3 Rubber and foam grip	160,00 €	
	<b>MTN ALU S3</b>	L47023000	Rainy Day	NS	Recycled alu**** 16-14mm Easy lock system	S3 Dual regrinded grip	S3 recycled PE comfort strap	Interchangeable asymmetrical regrinded basket	Carbine/widia tip	Recycled alu**** S3 Dual regrinded grip Easy lock system	110,00 €	
	<b>MTN ALU S3</b>	L47023100	Bleached Aqua	NS	Recycled alu**** 16-14mm Easy lock system	3 Dual regrinded grip	S3 recycled PE comfort strap	Interchangeable asymmetrical regrinded basket	Carbine/widia tip	Recycled alu**** S3 Dual regrinded grip Easy lock system	110,00 €	
	<b>HACKER S3</b>											
<b>HACKER S3</b>	L41525200	Orange	100 105 110 115 120 125 130 135	Alu **** Shaft diameter: 18mm	S3 dual material grip	S3 confort strap	Interchangeable basket system Backside basket	Standard tip	Alu **** Backside basket S3 dual material grip	90,00 €		
<b>HACKER S3</b>	L41525100	Black	100 105 110 115 120 125 130 135	Alu **** Shaft diameter: 18mm	S3 dual material grip	S3 confort strap	Interchangeable basket system Backside basket	Standard tip	Alu **** Backside basket S3 dual material grip	90,00 €		
<b>HACKER S3</b>	L47022700	Duck Green	100 105 110 115 120 125 130 135	Alu **** Shaft diameter: 18mm	S3 dual material grip	S3 confort strap	Interchangeable basket system Backside basket	Standard tip	Alu **** Backside basket S3 dual material grip	90,00 €		

ALPINE POLES

**BACKSIDE ARCTIC S3 XL**

**ARCTIC S3 XL**  
L41172800



**BACKSIDE ANGEL**

**ANGEL S3 XL BEIGE**  
L41530100



**BACKSIDE HACKER**

**HACKER**  
L40828700



**HACKER**  
L40863100



**HACKER**  
L40863200



**HACKER**  
L41525300



NAME	REFERENCE	COLOR	SIZES (cm)	SHAFT	GRIP	STRAP	BASKET	TIP	FEATURES	PRICES € SRP
<b>BACKSIDE ARCTIC S3 XL</b>										
<b>ARCTIC S3 XL</b>	L41172800	Grey	110 115 120 125 130 135	Alu ** Shaft diameter: 18mm	S3 dual material grip	S3 strap	Interchangeable basket system Backside basket	Standard tip	Alu ** Backside basket S3 dual material grip	50,00 €
<b>BACKSIDE ANGEL</b>										
<b>ANGEL S3 XL BEIGE</b>	L41530100	Rainy Day	100 105 110 115 120 125	Alu ** Shaft diameter: 16mm	S3 dual material women grip	S3 strap	Interchangeable basket system Backside basket	Standard tip	Alu ** Backside basket S3 dual material women grip	50,00 €
<b>BACKSIDE HACKER</b>										
<b>HACKER</b>	L40828700	Black	100 105 110 115 120 125 130 135	Alu ** Shaft diameter: 18mm	Dual material backside grip	Standard strap	Interchangeable basket system Backside basket	Standard tip	Dual material backside grip Alu ** Backside basket	30,00 €
<b>HACKER</b>	L40863100	Blue	100 105 110 115 120 125 130 135	Alu ** Shaft diameter: 18mm	Dual material backside grip	Standard strap	Interchangeable basket system Backside basket	Standard tip	Dual material backside grip Alu ** Backside basket	30,00 €
<b>HACKER</b>	L40863200	Grey	100 105 110 115 120 125 130 135	Alu ** Shaft diameter: 18mm	Dual material backside grip	Standard strap	Interchangeable basket system Backside basket	Standard tip	Dual material backside grip Alu ** Backside basket	30,00 €
<b>HACKER</b>	L41525300	Orange	100 105 110 115 120 125 130 135	Alu ** Shaft diameter: 18mm	Dual material backside grip	Standard strap	Interchangeable basket system Backside basket	Standard tip	Dual material backside grip Alu ** Backside basket	30,00 €

ALPINE POLES



**JUNIOR S/RACE**

**SRACE JR SG**  
L47022800



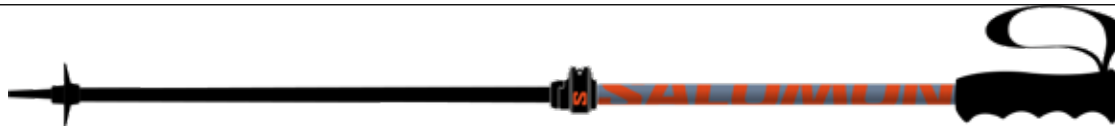
**SRACE JR**  
L47022900



S/RACE MT JR L47041700

**JUNIOR MTN**

**MTN JR**  
L41530200



**MTN JR**  
L41530300



**JUNIOR BRIGADE**

**BRIGADE JR**  
L40827900



**BRIGADE JR**  
L40827800



**JUNIOR KALOO**

**KALOO JUNIOR**  
L41174600



**KALOO JUNIOR**  
L41174700



NAME	REFERENCE	COLOR	SIZES (cm)	SHAFT	GRIP	STRAP	BASKET	TIP	FEATURES	PRICES € SRP
<b>JUNIOR S/RACE</b>										
<b>SRACE JR SG</b>	L47022800	Blue	80 85 90 95 100 105 110	Alu ** Shaft diameter: 16mm	Junior 4 Fingers grip Racing rubber grip	Junior strap	Racing basket	Carbide/wid- ia tip	Alu ** Racing basket Racing rubber grip	60,00 €
<b>SRACE JR</b>	L47022900	Blue	80 85 90 95 100 105 110	Alu ** Shaft Diameter 16mm	Racing rubber grip	Junior Strap	Racing basket	Carbide/wid- ia tip	Alu** Racing Basket Racing rubber grip	25,00 €
<b>JUNIOR MTN</b>										
<b>MTN JR</b>	L41530200	Copen Blue	NS	Alu ** Shaft diameter: 14mm or 16 mm Easy lock system	Junior 4 fingers grip	Junior strap	Junior basket	Standard tip	Junior strap Easy lock system Junior 4 fingers grip	50,00 €
<b>MTN JR</b>	L41530300	Pink	NS	Alu ** Shaft diameter: 14mm or 16 mm Easy lock system	Junior 4 fingers grip	Junior strap	Junior basket	Standard tip	Junior strap Easy lock system Junior 4 fingers grip	50,00 €
<b>JUNIOR BRIGADE</b>										
<b>BRIGADE JR</b>	L40827900	Blue	80 85 90 95 100 105 110	Alu ** Shaft diameter: 16mm	Junior 4 fingers grip	Junior strap	Junior basket Interchangeable basket system	Standard tip	Junior basket Alu ** Junior 4 fingers grip	25,00 €
<b>BRIGADE JR</b>	L40827800	Pink	80 85 90 95 100 105 110	Alu ** Shaft diameter: 16mm	Junior 4 fingers grip	Junior strap	Junior basket Interchangeable basket system	Standard tip	Junior basket Alu ** Junior 4 fingers grip	25,00 €
<b>JUNIOR KALOO</b>										
<b>KALOO JUNIOR</b>	L41174600	Blue	70 75 80 85 90 95 100 105	Alu ** Shaft diameter: 14mm or 16 mm	Kids grip	Junior strap	Kids basket	Standard tip	Kids basket Alu ** Kids grip	15,00 €
<b>KALOO JUNIOR</b>	L41174700	Pink	70 75 80 85 90 95 100 105	Alu ** Shaft diameter: 14mm or 16 mm	Kids grip	Junior strap	Kids basket	Standard tip	Kids basket Alu ** Kids grip	15,00 €

**TOURING WINTER S/LAB XALP**

**S/LAB XALP**  
L40561200



**TOURING WINTER MTN**

**MTN OUTDOOR**  
L40559500



**ON PISTE ARCTIC**

**ON PISTE WOMEN ARCTIC**

**FREERIDE HACKER**

**JUNIOR KALOO**



**ARCTIC BOX (24 POLES)**  
L41540600



**ARCTIC LADY BOX (24 BOX)**  
L41187500



**HACKER BOX (24 POLES)**  
L41540700



**KALOO JR BOX CO (24 POLES)**  
L41194000

ARCTIC BOX 24 PAIRS OF POLES				
	Black	Red	Blue	Yellow
4 X 115 cm	1	1	1	1
8 X 120 cm	3	2	2	1
8 X 125 cm	3	1	2	2
4 X 130 cm	1	1	1	1

ARCTIC W BOX 24 PAIRS OF POLES			
	Black	Teal	White
8 X 110 cm	3	2	3
9 X 115 cm	3	3	3
7 X 120 cm	3	2	2

HACKER BOX 24 PAIRS OF POLES			
	Black	Blue	Grey
4 X 115 cm	2	1	1
8 X 120 cm	3	2	3
8 X 125 cm	4	1	3
4 X 130 cm	1	1	2

KALOO JUNIOR BOX 24 PAIRS OF POLES		
	Pink	Blue
3 X 85 cm	2	1
3 X 90 cm	1	2
6 X 95 cm	2	4
6 X 100 cm	2	4
6 X 105 cm	1	5

	NAME	REFERENCE	COLOR	SIZES (cm)	SHAFT	GRIP	STRAP	BASKET	TIP	FEATURES	PRICES € SRP
TOURING WINTER	<b>S/LAB XALP</b>										
	<b>S/LAB XALP</b>	L40561200	Black	115 120 125 130 135 140 145	Carbon **** Shaft diameter: 16mm	Mountaineering cork grip	Mountaineering strap	Ski mountaineering basket	Carbide/widia tip	Carbon **** Ski mountaineering basket Mountaineering cork grip	160,00 €
	<b>MTN OUTDOOR</b>	L40559500	Black	115 120 125 130 135	0	0	0	0	0	0	150,00 €

	NAME	REFERENCE	COLOR	SIZES (cm)	SHAFT	GRIP	STRAP	BASKET	TIP	FEATURES	PRICES € SRP
ON PISTE	<b>ARCTIC</b>										
	<b>ARCTIC BOX (24 POLES)</b>	L41540600	Black Orange Blue Yellow	110 to 135	Alu ** Shaft Diameter: 18mm	Dual Material All Mountain Grip	Standard Strap	Interchangeable Basket System All Mountain Basket	Standard Tip	Dual Material All Mountain Grip Alu ** All Mountain Basket	720 €
ON PISTE WOMEN	<b>LADY</b>										
	<b>ARCTIC LADY BOX (24 BOX)</b>	L41187500	Black Grey White	100 to 125	Alu ** Shaft Diameter: 16mm	Dual Material All Mountain Women Grip	Standard Strap	Interchangeable Basket System All Mountain Women Basket	Standard Tip	Alu ** Dual Material All Mountain Women Grip All Mountain Women Basket	720 €
FREERIDE	<b>HACKER</b>										
	<b>HACKER BOX (24 POLES)</b>	L41540700	Black Blue Grey	100 to 135	Alu ** Shaft Diameter: 18mm	Dual Material Backside Grip	Standard Strap	Interchangeable Basket System Backside Basket	Standard Tip	Dual Material Backside Grip Alu ** Backside Basket	720 €
JUNIOR	<b>KALOO</b>										
	<b>KALOO JR BOX CO (24 POLES)</b>	L41194000	Pink Blue	70 to 105	Alu ** Shaft Diameter: 14 or 16 mm	Kids Grip	Junior Strap	Kids Basket	Standard Tip	Kids Basket Alu ** Kids Grip	384 €



## *NORDIC SKIS*



**RACING SKATE S/LAB**



**S/LAB SKATE X-STIFF**  
L41782700+

**NEW PP**

**S/LAB SKATE**  
L41782800+

**NEW PP**



**S/LAB SKATE BLUE**  
L41782900+

**NEW PP**



**S/LAB SKATE RED**  
L41783000+

**NEW PP**

**RACING SKATE S/RACE**



**S/RACE SKATE X-STIFF (AND PROLINK SHIFT-IN)**  
L47033700+

**NEW**

**S/RACE SKATE (AND PROLINK SHIFT-IN)**  
L47033900+

**NEW**

**RACING SKATE S/MAX**



**S/MAX SKATE X-STIFF (AND PROLINK SHIFT-IN)**  
L47034000+

**NEW**

**S/MAX SKATE (AND PROLINK SHIFT-IN)**  
L47034100+

**NEW**



**S/MAX SKATE X-STIFF (AND PROLINK PRO)**  
L47035900+

**NEW**

**S/MAX SKATE (AND PROLINK PRO)**  
L47036000+

**NEW**

	NAME	REFERENCE	SIZE RANGE	SIDE CUT	BASE	CORE	BASE TUNING	GRIP TECHNOLOGY	MOUNTING	WEIGHT SAMPLE SIZE KG	EXTRAS	PRICES € SRP
RACING SKATE	<b>S/LAB</b>											
	<b>S/LAB SKATE X-STIFF</b>	L41782700+	192	44/43/44	G5% base	Nomex	Digital Grinding Measurement Fluor Free Pre-Waxed by Swix SL22 GRIND	-	Pre-drilled	0,97	My Custom Ski S/LAB SELECT	680,00 €
	<b>S/LAB SKATE</b>	L41782800+	170 177 182 187 192									680,00 €
	<b>S/LAB SKATE BLUE</b>	L41782900+	177 182 187 192	44/43/44	G5 Cold base	Nomex	Digital Grinding Measurement Fluor Free Pre-Waxed by Swix G1 GRIND	-	Pre-drilled	1,01	My Custom Ski S/LAB SELECT	680,00 €
<b>S/LAB SKATE RED</b>	L41783000+	177 182 187 192	44/43/44	G5 Warm Edged base	Nomex	Digital Grinding Measurement Fluor Free Pre-Waxed by Swix SLR GL GRIND	-	Pre-drilled	0,95	My Custom Ski S/LAB SELECT	680,00 €	
RACING SKATE	<b>S/RACE</b>											
	<b>S/RACE SKATE X-STIFF (AND PROLINK SHIFT-IN)</b>	L47033700+	192	44/43/44	G5 Universal base	Nomex	World Cup Universal Grinding Digital Grinding Measurement Fluor Free Pre-Waxed by Swix	-	Prolink Shift-In Skate	0,94	My Custom Ski	600,00 €
<b>S/RACE SKATE (AND PROLINK SHIFT-IN)</b>	L47033900+	170 177 182 187 192	600,00 €									
RACING SKATE	<b>S/MAX</b>											
	<b>S/MAX SKATE X-STIFF (AND PROLINK SHIFT-IN)</b>	L47034000+	192	44/43/44	G5 Universal base	S-CORE 45	World Cup Universal Grinding Digital Grinding Measurement Fluor Free Pre-Waxed by Swix	-	Prolink Shift-In Skate	1,1	My Custom Ski	480,00 €
	<b>S/MAX SKATE (AND PROLINK SHIFT-IN)</b>	L47034100+	170 177 182 187 192									480,00 €
	<b>S/MAX SKATE X-STIFF (AND PROLINK PRO)</b>	L47035900+	192	44/43/44	G5 Universal base	S-CORE 45	World Cup Universal Grinding Digital Grinding Measurement Fluor Free Pre-Waxed by Swix	-	Prolink Shift Pro	1,1	My Custom Ski	435,00 €
<b>S/MAX SKATE (AND PROLINK PRO)</b>	L47036000+	170 177 182 187 192	435,00 €									

NORDIC SKI



**ENDURANCE SKATE R SERIES**



**RS 10 X-STIFF (AND PROLINK SHIFT-IN)**  
L41538700+

**RS 10 (AND PROLINK SHIFT-IN)**  
L41542500+



**RS 10 VITANE (AND PROLINK SHIFT-IN)**  
L41542200+



**RS 10 X-STIFF (AND PROLINK PRO)**  
L470357PM+  
**NEW**

**RS 10 (AND PROLINK PRO)**  
L470358PM+  
**NEW**



**RS8 X-STIFF (AND PROLINK PRO)**  
L415419PM+

**RS8 (AND PROLINK PRO)**  
L415423PM+



**RS8 X-STIFF**  
L41488700+

**RS8**  
L41488800+



**RS 7 EXTRA STIFF (AND PROLINK ACCESS)**  
L415420PM+  
**NEW**

**RS 7 (AND PROLINK ACCESS)**  
L415424PM+  
**NEW**



**R6 COMBI (AND PROLINK PRO)**  
L415426PM+



**R6 COMBI**  
L41489100+

	NAME	REFERENCE	SIZE RANGE	SIDE CUT	BASE	CORE	BASE TUNING	GRIP TECHNOLOGY	MOUNTING	WEIGHT SAMPLE SIZE KG	EXTRAS	PRICES e SRP
ENDURANCE SKATE	<b>R SERIES</b>											
	<b>RS 10 X-STIFF (AND PROLINK SHIFT-IN)</b>	L41538700+	192	44/43/44	G5 Universal base	D-Carbon	World Cup Universal Grinding Digital Grinding Measurement Fluor Free Pre-Waxed by Swix	-	Prolink Shift-In Skate	1.1	-	430,00 e
	<b>RS 10 (AND PROLINK SHIFT-IN)</b>	L41542500+	170 177 182 187 192	44/43/44	G5 Universal base	D-Carbon	World Cup Universal Grinding Digital Grinding Measurement Fluor Free Pre-Waxed by Swix	-	Prolink Shift-In Skate	1.1	-	430,00 e
	<b>RS 10 VITANE (AND PROLINK SHIFT-IN)</b>	L41542200+	170 177 182 187	44/43/44	G5 Universal base	D-Carbon	World Cup Universal Grinding Digital Grinding Measurement Fluor Free Pre-Waxed by Swix	-	Prolink Shift-In Skate	1.1	-	430,00 e
	<b>RS 10 X-STIFF (AND PROLINK PRO)</b>	L470357PM+	192	44/43/44	G5 Universal base	D-Carbon	World Cup Universal Grinding Digital Grinding Measurement Fluor Free Pre-Waxed by Swix	-	Prolink Pro Skate	1.33	-	385,00 e
	<b>RS 10 (AND PROLINK PRO)</b>	L470358PM+	170 177 182 187 192	44/43/44	G5 Universal base	D-Carbon	World Cup Universal Grinding Digital Grinding Measurement Fluor Free Pre-Waxed by Swix	-	Prolink Pro Skate	1.33	-	385,00 e
	<b>RS8 X-STIFF (AND PROLINK PRO)</b>	L415419PM+	179 191	44/43/45	G5 Universal base	Den-solite 3000	World Cup Grinding	-	Prolink Pro Skate	1.58	-	285,00 e
	<b>RS8 (AND PROLINK PRO)</b>	L415423PM+	174 179 186 191	44/43/45	G5 Universal base	Den-solite 3000	World Cup Grinding	-	Prolink Pro Skate	1.58	-	285,00 e
	<b>RS8 X-STIFF</b>	L41488700+	179 191	44/43/45	G5 Universal base	Den-solite 3000	World Cup Grinding	-	Pre-drilled	1.3	-	230,00 e
	<b>RS8</b>	L41488800+	174 179 186 191	44/43/45	G5 Universal base	Den-solite 3000	World Cup Grinding	-	Pre-drilled	1.3	-	230,00 e
	<b>RS 7 EXTRA STIFF (AND PROLINK ACCESS)</b>	L415420PM+	179 191	44/43/45	G4 base	Den-solite 2000	World Cup Grinding	-	Prolink Access Skate	1.65	-	220,00 e
	<b>RS 7 (AND PROLINK ACCESS)</b>	L415424PM+	174 179 186 191	44/43/45	G4 base	Den-solite 2000	World Cup Grinding	-	Prolink Access Skate	1.65	-	220,00 e
	<b>R6 COMBI (AND PROLINK PRO)</b>	L415426PM+	180 188 196 201	45/45/45	G2 base	Den-solite 2000	Performance Grinding	-	Prolink Pro Combi	1.65	-	185,00 e
	<b>R6 COMBI</b>	L41489100+	180 188 196 201	180 188 196 201	G2 base	Den-solite 2000	Performance Grinding	-	Pre-drilled	1.4	-	130,00 e

NORDIC SKI

**RACING CLASSIC S/LAB**



**S/LAB ESKIN X-HARD  
(AND PROLINK SHIFT-IN)**

L47012100+  
**NEW PP**

**S/LAB ESKIN HARD  
(AND PROLINK SHIFT-IN)**

L47012200+  
**NEW PP**

**S/LAB ESKIN MED  
(AND PROLINK SHIFT-IN)**

L47012300+  
**NEW PP**

**S/LAB ESKIN SOFT  
(AND PROLINK SHIFT-IN)**

L47012400+  
**NEW PP**



**S/LAB CLASSIC  
HARD**

L41779000+  
**NEW PP**

**S/LAB CLASSIC MED**

L41779100+  
**NEW PP**

**S/LAB CLASSIC  
SOFT**

L41779200+  
**NEW PP**



**S/LAB CLASSIC  
BLUE MED**

L41779300+  
**NEW PP**

**S/LAB CLASSIC  
BLUE SOFT**

L41779400+  
**NEW PP**



**S/LAB CLASSIC  
RED MED**

L41779500+  
**NEW PP**

**S/LAB CLASSIC  
RED SOFT**

L41779600+  
**NEW PP**



**S/LAB CLASSIC  
ZERO SOFT**

L41779800+  
**NEW PP**

NAME	REFERENCE	SIZE RANGE	SIDE CUT	BASE	CORE	BASE TUNING	GRIP TECHNOLOGY	MOUNTING	WEIGHT SAMPLE SIZE KG	EXTRAS	PRICES € SRP
<b>S/LAB</b>											
<b>S/LAB ESKIN X-HARD (AND PROLINK SHIFT-IN)</b>	L47012100+	206									750,00 €
<b>S/LAB ESKIN HARD (AND PROLINK SHIFT-IN)</b>	L47012200+		44/44/44	G5% base	Nomex	World Cup Grinding Digital Grinding Measurement Fluor Free Pre-Waxed by Swix	eSKIN-GRIP+	Prolink Shift-In Classic	1	My Custom Ski S/LAB SELECT	750,00 €
<b>S/LAB ESKIN MED (AND PROLINK SHIFT-IN)</b>	L47012300+	188 196 201 206									750,00 €
<b>S/LAB ESKIN SOFT (AND PROLINK SHIFT-IN)</b>	L47012400+										750,00 €
<b>S/LAB CLASSIC HARD</b>	L41779000+	201 206									680,00 €
<b>S/LAB CLASSIC MED</b>	L41779100+	188 196 201 206	44/44/44	G5% base	Nomex	Digital Grinding Measurement Fluor Free Pre-Waxed by Swix SL22 GRIND	-	Pre-drilled	0.95	My Custom Ski S/LAB SELECT	680,00 €
<b>S/LAB CLASSIC SOFT</b>	L41779200+										680,00 €
<b>S/LAB CLASSIC BLUE MED</b>	L41779300+	196 201 206	44/44/44	G5 Cold base	Nomex	Digital Grinding Measurement Fluor Free Pre-Waxed by Swix 1L15 GRIND	-	Pre-drilled	0.95	My Custom Ski S/LAB SELECT	680,00 €
<b>S/LAB CLASSIC BLUE SOFT</b>	L41779400+	188 196 201 206									680,00 €
<b>S/LAB CLASSIC RED MED</b>	L41779500+	196 201 206	44/44/44	G5 Warm base	Nomex	Digital Grinding Measurement Fluor Free Pre-Waxed by Swix SL32 GRIND	-	Pre-drilled	0.95	My Custom Ski S/LAB SELECT	680,00 €
<b>S/LAB CLASSIC RED SOFT</b>	L41779600+	188 196 201 206									680,00 €
<b>S/LAB CLASSIC ZERO SOFT</b>	L41779800+	188 196 201 206	44/44/44	G5 Warm Edged base	Nomex	Digital Grinding Measurement Fluor Free Pre-Waxed by Swix SL22 GRIND	-	Pre-drilled	0.95	My Custom Ski S/LAB SELECT	680,00 €

NORDIC SKI

**RACING CLASSIC S/RACE**



**S/RACE ESKIN X-HARD (AND PROLINK SHIFT-IN)**

L47034300+

**NEW**

**S/RACE ESKIN HARD (AND PROLINK SHIFT-IN)**

L47034400+

**NEW**

**S/RACE ESKIN MED (AND PROLINK SHIFT-IN)**

L47034500+

**NEW**

**S/RACE ESKIN SOFT (AND PROLINK SHIFT-IN)**

L47034600+

**NEW**

**RACING CLASSIC S/MAX**



**S/MAX ESKIN X-HARD (AND PROLINK SHIFT-IN)**

L47034900+

**NEW**

**S/MAX ESKIN HARD (AND PROLINK SHIFT-IN)**

L47035000+

**NEW**

**S/MAX ESKIN MED (AND PROLINK SHIFT-IN)**

L47035100+

**NEW**

**S/MAX ESKIN SOFT (AND PROLINK SHIFT-IN)**

L47035200+

**NEW**

**S/MAX CLASSIC HARD (AND PROLINK SHIFT-IN)**

L47035300+

**NEW**

**S/MAX CLASSIC MED (AND PROLINK SHIFT-IN)**

L47035400+

**NEW**

**S/MAX CLASSIC SOFT (AND PROLINK SHIFT-IN)**

L47035500+

**NEW**

	NAME	REFERENCE	SIZE RANGE	SIDE CUT	BASE	CORE	BASE TUNING	GRIP TECHNOLOGY	MOUNTING	WEIGHT SAMPLE SIZE KG	EXTRAS	PRICES e SRP
RACING CLASSIC	<b>S/RACE</b>											
	S/RACE ESKIN X-HARD (AND PROLINK SHIFT-IN)	L47034300+	206									600,00 €
	S/RACE ESKIN HARD (AND PROLINK SHIFT-IN)	L47034400+		44/44/44	G5 Universal base	Nomex	World Cup Grinding Digital Grinding Measurement Fluor Free Pre-Waxed by Swix	eSKIN-GRIP+	Prolink Shift-In Classic	1.28	My Custom Ski	600,00 €
	S/RACE ESKIN MED (AND PROLINK SHIFT-IN)	L47034500+	188 196 201 206									600,00 €
	S/RACE ESKIN SOFT (AND PROLINK SHIFT-IN)	L47034600+										600,00 €
	<b>S/MAX</b>											
	S/MAX ESKIN X-HARD (AND PROLINK SHIFT-IN)	L47034900+	206									480,00 €
	S/MAX ESKIN HARD (AND PROLINK SHIFT-IN)	L47035000+		44/44/44	G5 Universal base	S-CORE 45	World Cup Grinding Digital Grinding Measurement Fluor Free Pre-Waxed by Swix	eSKIN-GRIP+	Prolink Shift-In Classic	1.5	My Custom Ski	480,00 €
S/MAX ESKIN MED (AND PROLINK SHIFT-IN)	L47035100+	188 196 201 206									480,00 €	
S/MAX ESKIN SOFT (AND PROLINK SHIFT-IN)	L47035200+										480,00 €	
S/MAX CLASSIC HARD (AND PROLINK SHIFT-IN)	L47035300+										480,00 €	
S/MAX CLASSIC MED (AND PROLINK SHIFT-IN)	L47035400+	188 196 201 206	44/44/44	G5 Universal base	S-CORE 45	World Cup Grinding Digital Grinding Measurement Fluor Free Pre-Waxed by Swix		Prolink Shift-In Classic	1.5	My Custom Ski	480,00 €	
S/MAX CLASSIC SOFT (AND PROLINK SHIFT-IN)	L47035500+										480,00 €	

NORDIC SKI

**ENDURANCE CLASSIC R SERIES**



**RC10 ESKIN X-HARD (AND PROLINK SHIFT-IN)**  
L41539900+

**RC 10 ESKIN HARD (AND PROLINK SHIFT-IN)**  
L41540000+

**RC 10 ESKIN MED (AND PROLINK SHIFT-IN)**  
L41540100+

**RC 10 ESKIN SOFT (AND PROLINK SHIFT-IN)**  
L41538300+



**RC 10 ESKIN VITANE HARD (AND PROLINK SHIFT-IN)**  
L41540200+

**RC 10 ESKIN VITANE MED (AND PROLINK SHIFT-IN)**  
L41540300+

**RC 10 ESKIN VITANE SOFT (AND PROLINK SHIFT-IN)**  
L41540400+



**RC9 ESKIN X-HARD (AND PROLINK SHIFT-IN)**  
L47036800+ **NEW PP**

**RC9 ESKIN HARD (AND PROLINK SHIFT-IN)**  
L47036700+ **NEW PP**

**RC9 ESKIN MED (AND PROLINK SHIFT-IN)**  
L47036900+ **NEW PP**



**RC9 ESKIN VITANE HARD (AND PROLINK SHIFT-IN)**  
L47037000+ **NEW PP**

**RC9 ESKIN VITANE MED (AND PROLINK SHIFT-IN)**  
L47037100+ **NEW PP**



**RC8 ESKIN X-HARD (AND PROLINK SHIFT)**  
L41346800+

**RC8 ESKIN HARD (AND PROLINK SHIFT)**  
L41346900+

**RC8 ESKIN MED (AND PROLINK SHIFT)**  
L41347000+

	NAME	REFERENCE	SIZE RANGE	SIDE CUT	BASE	CORE	BASE TUNING	GRIP TECHNOLOGY	MOUNTING	WEIGHT SAMPLE SIZE KG	EXTRAS	PRICES e SRP
ENDURANCE CLASSIC	<b>R SERIES</b>											
	<b>RC10 ESKIN X-HARD (AND PROLINK SHIFT-IN)</b>	L41539900+	206									430,00 €
	<b>RC 10 ESKIN HARD (AND PROLINK SHIFT-IN)</b>	L41540000+										430,00 €
	<b>RC 10 ESKIN MED (AND PROLINK SHIFT-IN)</b>	L41540100+	188 196 201 206	44/44/44	G5 Universal base	D-Carbon	World Cup Universal Grinding Digital Grinding Measurement Fluor Free Pre-Waxed by Swix	eSKIN-GRIP+	Prolink Shift-In Classic	1.5	My Custom Ski	430,00 €
	<b>RC 10 ESKIN SOFT (AND PROLINK SHIFT-IN)</b>	L41538300+										430,00 €
	<b>RC 10 ESKIN VITANE HARD (AND PROLINK SHIFT-IN)</b>	L41540200+	188 196									430,00 €
	<b>RC 10 ESKIN VITANE MED (AND PROLINK SHIFT-IN)</b>	L41540300+	188 196 201	44/44/44	G5 Universal base	D-Carbon	World Cup Universal Grinding Digital Grinding Measurement Fluor Free Pre-Waxed by Swix	eSKIN-GRIP+	Prolink Shift-In Classic	1.5	My Custom Ski	430,00 €
	<b>RC 10 ESKIN VITANE SOFT (AND PROLINK SHIFT-IN)</b>	L41540400+	178 188 196 201									430,00 €
	<b>RC 10 ESKIN VITANE SOFT (AND PROLINK SHIFT-IN)</b>	L41540400+	178 188 196 201	44/44/44	G5 Universal base	D-Carbon	World Cup Universal Grinding Digital Grinding Measurement Fluor Free Pre-Waxed by Swix	eSKIN-GRIP+	Prolink Shift-In Classic	1.5	My Custom Ski	430,00 €
	<b>RC9 ESKIN X-HARD (AND PROLINK SHIFT-IN)</b>	L47036800+	206									360,00 €
	<b>RC9 ESKIN HARD (AND PROLINK SHIFT-IN)</b>	L47036700+	188 196 201 206	44/43/44	G5 Universal base	Den-solite 3000	World Cup Grinding	eSKIN-GRIP+	Prolink Shift-In Classic	1.52	My Custom Ski	360,00 €
	<b>RC9 ESKIN MED (AND PROLINK SHIFT-IN)</b>	L47036900+	180 188 196 201 206									360,00 €
	<b>RC9 ESKIN VITANE HARD (AND PROLINK SHIFT-IN)</b>	L47037000+	188 196	44/43/44	G5 Universal base	Den-solite 3000	World Cup Grinding	eSKIN-GRIP+	Prolink Shift-In Classic	1.52	My Custom Ski	360,00 €
	<b>RC9 ESKIN VITANE MED (AND PROLINK SHIFT-IN)</b>	L47037100+	180 188 196 201									360,00 €
	<b>RC8 ESKIN X-HARD (AND PROLINK SHIFT)</b>	L41346800+	206									290,00 €
	<b>RC8 ESKIN HARD (AND PROLINK SHIFT)</b>	L41346900+	188 196 201 206	44/43/44	G4 base	Den-solite 3000	World Cup Grinding	eSKIN-GRIP+	Prolink Shift Pro	1.52	My Custom Ski	290,00 €
<b>RC8 ESKIN MED (AND PROLINK SHIFT)</b>	L41347000+	180 188 196 201 206									290,00 €	



**ENDURANCE CLASSIC RC**



**RC7 ESKIN X-HARD (AND PROLINK SHIFT)**  
L41391800+

**RC7 ESKIN HARD (AND PROLINK SHIFT)**  
L41391900+

**RC7 ESKIN MED (AND PROLINK SHIFT)**  
L41392000+



**RC7 (AND PROLINK ACCESS)**  
L415622PM+

**NORDIC TOURING AERO**



**AERO9 ESKIN X-STIFF (AND PROLINK SHIFT)**  
L41347100+

**AERO9 ESKIN (AND PROLINK SHIFT)**  
L41347200+



**AERO7 ESKIN X-STIFF (AND PROLINK SHIFT)**  
L41374900+

**AERO7 ESKIN (AND PROLINK SHIFT)**  
L41375000+



**AERO7 ESKIN X-STIFF (AND PROLINK ACCESS)**  
L412129PM+

**AERO7 ESKIN (AND PROLINK ACCESS)**  
L412131PM+

	NAME	REFERENCE	SIZE RANGE	SIDE CUT	BASE	CORE	BASE TUNING	GRIP TECHNOLOGY	MOUNTING	WEIGHT SAMPLE SIZE KG	EXTRAS	PRICES e SRP
ENDURANCE CLASSIC	<b>RC</b>											
	<b>RC7 ESKIN X-HARD (AND PROLINK SHIFT)</b>	L41391800+	206	44/43/44	G3 base	Densolite 2000	World Cup Grinding	eSKIN-GRIP+	Prolink Shift Pro	1.52	My Custom Ski	260,00 e
	<b>RC7 ESKIN HARD (AND PROLINK SHIFT)</b>	L41391900+	188 196 201 206							1.52		260,00 e
	<b>RC7 ESKIN MED (AND PROLINK SHIFT)</b>	L41392000+	180 188 196 201 206							1.52		260,00 e
<b>RC7 (AND PROLINK ACCESS)</b>	L415622PM+	180 188 196 201 206	44/43/44	G3 base	Densolite 2000	World Cup Grinding	eSKIN-GRIP+	Prolink Access Classic	1.4	My Custom Ski	220,00 e	
NORDIC TOURING	<b>AERO</b>											
	<b>AERO9 ESKIN X-STIFF (AND PROLINK SHIFT)</b>	L41347100+	206	48/46/44/46	G4 base	Densolite 3000	World Cup Grinding	eSKIN-GRIP+	Prolink Shift Pro	1.55	My Custom Ski	290,00 e
	<b>AERO9 ESKIN (AND PROLINK SHIFT)</b>	L41347200+	174 182 190 198 206									290,00 e
	<b>AERO7 ESKIN X-STIFF (AND PROLINK SHIFT)</b>	L41374900+	206	48/46/44/46	G3 base	Densolite 2000	World Cup Grinding	eSKIN-GRIP+	Prolink Shift Pro	1.58	My Custom Ski	245,00 e
	<b>AERO7 ESKIN (AND PROLINK SHIFT)</b>	L41375000+	174 182 190 198 206									245,00 e
	<b>AERO7 ESKIN X-STIFF (AND PROLINK ACCESS)</b>	L412129PM+	206	48/46/44/46	G3 base	Densolite 2000	World Cup Grinding	eSKIN-GRIP+	Prolink Access Classic	1.74	My Custom Ski	230,00 e
<b>AERO7 ESKIN (AND PROLINK ACCESS)</b>	L412131PM+	174 182 190 198 206	230,00 e									

NORDIC SKI

**NORDIC TOURING ESCAPE**



**ESCAPE 6 SKIN X-STIFF (AND PROLINK ACCESS)**  
L409078PM+

**ESCAPE 6 SKIN (AND PROLINK ACCESS)**  
L409077PM+

**ESCAPE 6 GRIP (AND PROLINK ACCESS)**  
L410924PM+



**ESCAPE 5 GRIP (AND PROLINK ACCESS)**  
L409349PM+



**NORDIC TOURING SNOWSCAPE**

**SNOWSCAPE 9 SKIN (AND PROLINK SHIFT)**  
L41540500+



**SNOWSCAPE 8 SKIN (AND PROLINK AUTO)**  
L413753PM+



**SNOWSCAPE 7 (AND PROLINK AUTO)**  
L409351PM+



**SNOWSCAPE 7 VITANE (AND PROLINK AUTO)**  
L409352PM+



**SNOWSCAPE 7 POSIGRIP (AND PROLINK AUTO)**  
L409696PM+



	NAME	REFERENCE	SIZE RANGE	SIDE CUT	BASE	CORE	BASE TUNING	GRIP TECHNOLOGY	MOUNTING	WEIGHT SAMPLE SIZE KG	EXTRAS	PRICES € SRP
NORDIC TOURING	<b>ESCAPE</b>											
	<b>ESCAPE 6 SKIN X-STIFF (AND PROLINK ACCESS)</b>	L409078PM+	206	48/46/44/46	G2 base	Densolite 2000	Performance Grinding	SkinGrip+	Prolink Access Classic	1.76	My Custom Ski	200,00 €
	<b>ESCAPE 6 SKIN (AND PROLINK ACCESS)</b>	L409077PM+	180 188 196 201 206									200,00 €
	<b>ESCAPE 6 GRIP (AND PROLINK ACCESS)</b>	L410924PM+	174 182 190 198 206	51/48/46/49	G2 base	Densolite 2000	Performance Grinding	G2 Synchro	Prolink Access Classic	1.76	-	175,00 €
	<b>ESCAPE 5 GRIP (AND PROLINK ACCESS)</b>	L409349PM+	174 182 190 198 206	51/48/46/49	G1 base	Densolite 999	Performance Grinding	G2 Plus	Prolink Access Classic	1.76	-	155,00 €
<b>SNOWSCAPE</b>												
	<b>SNOWSCAPE 9 SKIN (AND PROLINK SHIFT)</b>	L41540500+	S M L XL XXL	47/45/49	G4 base	Densolite 3000	World Cup Grinding	SkinGrip+	Prolink Shift Pro	1.58	-	260,00 €
	<b>SNOWSCAPE 8 SKIN (AND PROLINK AUTO)</b>	L413753PM+	S M L XL XXL	47/45/49	G2 base	Densolite 2000	Performance Grinding	SkinGrip+	Prolink Auto	1.25	-	215,00 €
	<b>SNOWSCAPE 7 (AND PROLINK AUTO)</b>	L409351PM+	M L XL XXL	59/55/51/55	G1 base	Densolite 1000	Performance Grinding	G2 Plus	Prolink Auto	1.97	-	175,00 €
	<b>SNOWSCAPE 7 VITANE (AND PROLINK AUTO)</b>	L409352PM+	S M L	59/55/51/55	G1 base	Densolite 1000	Performance Grinding	G2 Plus	Prolink Auto	1.7	-	175,00 €
	<b>SNOWSCAPE 7 POSIGRIP (AND PROLINK AUTO)</b>	L409696PM+	S M L XL	59/55/51/55	G1 base	Densolite 1000	Performance Grinding	Posigrip	Prolink Auto	1.87	-	175,00 €

NORDIC SKI

**JUNIOR SKATE S/LAB**

**S/LAB SKATE JUNIOR**  
L41781300+  
**NEW**



**JUNIOR SKATE S/RACE**

**S/RACE SKATE JUNIOR (AND PROLINK RACE)**  
L47036100+  
**NEW**



**JUNIOR SKATE S/MAX**

**S/MAX SKATE JUNIOR (AND PROLINK RACE)**  
L47036200+  
**NEW**



**JUNIOR SKATE R SERIES**

**RS JUNIOR (AND PROLINK RACE)**  
L470519PM+  
**NEW**



**JUNIOR CLASSIC S/LAB**

**S/LAB CLASSIC JUNIOR**  
L41781600+  
**NEW**



**JUNIOR CLASSIC S/RACE**

**S/RACE ESKIN JUNIOR (AND PROLINK SHIFT)**  
L47036300+  
**NEW**



**S/RACE CLASSIC JUNIOR (AND PROLINK RACE)**  
L47036400+  
**NEW**



**JUNIOR CLASSIC S/MAX**

**S/MAX ESKIN JUNIOR (AND PROLINK SHIFT)**  
L47036500+  
**NEW**



NAME	REFERENCE	SIZE RANGE	SIDE CUT	BASE	CORE	BASE TUNING	GRIP TECHNOLOGY	MOUNTING	WEIGHT SAMPLE SIZE KG	EXTRAS	PRICES e SRP
<b>JUNIOR SKATE S/LAB</b>											
<b>S/LAB SKATE JUNIOR</b>	L41781300+	155 162 169 176	44/43/44	G5% base	Nomex	Digital Grinding Measurement Fluor Free Pre-Waxed by Swix SL22 GRIND	-	Pre-drilled	1	My Custom Ski	345,00 €
<b>JUNIOR SKATE S/RACE</b>											
<b>S/RACE SKATE JUNIOR (AND PROLINK RACE)</b>	L47036100+	141 148 155 162 169 176	44/43/44	G5 Universal base	D-Carbon	World Cup Universal Grinding Digital Grinding Measurement Fluor Free Pre-Waxed by Swix	-	Prolink Race Jr Sk	1	My Custom Ski	300,00 €
<b>JUNIOR SKATE S/MAX</b>											
<b>S/MAX SKATE JUNIOR (AND PROLINK RACE)</b>	L47036200+	126 137 144 151 158 165 172	44/42/44	G5 Universal base	Den-solite 2000	World Cup Grinding	-	Prolink Race Jr Sk	0.95	-	230,00 €
<b>JUNIOR SKATE R SERIES</b>											
<b>RS JUNIOR (AND PROLINK RACE)</b>	L470519PM+	126 137 144 151 158 165 172	44/42/44	G5 Universal base	Den-solite 1000	Performance Grinding	-	Prolink Race Jr Sk	0.96	-	180,00 €
<b>JUNIOR CLASSIC S/LAB</b>											
<b>S/LAB CLASSIC JUNIOR</b>	L41781600+	157 167 177 187	44/44/44	G5% base	Nomex	Digital Grinding Measurement Fluor Free Pre-Waxed by Swix SL22 GRIND	-	Pre-drilled	0.8	My Custom Ski	345,00 €
<b>JUNIOR CLASSIC S/RACE</b>											
<b>S/RACE ESKIN JUNIOR (AND PROLINK SHIFT)</b>	L47036300+	152 157 167 177 187	44/44/44	G5 Universal base	D-Carbon	World Cup Universal Grinding Digital Grinding Measurement Fluor Free Pre-Waxed by Swix	eSKIN-GRIP+	Prolink Shift Pro	0.9	-	300,00 €
<b>S/RACE CLASSIC JUNIOR (AND PROLINK RACE)</b>	L47036400+	152 157 167 177 187	44/44/44	G5 Universal base	D-Carbon	World Cup Universal Grinding Digital Grinding Measurement Fluor Free Pre-Waxed by Swix	eSKIN-GRIP+	Prolink Shift Race	0.9	-	300,00 €
<b>JUNIOR CLASSIC S/MAX</b>											
<b>S/MAX ESKIN JUNIOR (AND PROLINK SHIFT)</b>	L47036500+	125 135 145 155 165 175	45/45/45	G5 Universal base	Den-solite 2000	World Cup Grinding	eSKIN-GRIP+	Prolink Shift Pro	0.85	-	230,00 €

**JUNIOR R SERIES**

**RC ESKIN JUNIOR  
(AND PROLINK ACCESS)**

L412143PM+



**RC JUNIOR**

L47020900+

**NEW**



**JUNIOR AERO**

**AERO GRIP JUNIOR  
(AND PROLINK ACCESS)**

L412480PM+



**AERO ESKIN JUNIOR**

L41190000+



**AERO GRIP JUNIOR**

L41190100+



**AFTERMARKET KIT**

**KIT SKIN GRIP-**

L41695300+



**KIT ESKINGRIP-**

L47057400+



**KIT ESKINRACE  
POMOCA**

L41695000+



NAME	REFERENCE	SIZE RANGE	SIDE CUT	BASE	CORE	BASE TUNING	GRIP TECHNOLOGY	MOUNTING	WEIGHT SAMPLE SIZE KG	EXTRAS	PRICES e SRP
<b>JUNIOR R SERIES</b>											
<b>RC ESKIN JUNIOR (AND PROLINK ACCESS)</b>	L412143PM+	125 135 145 155 165 175	45/45/45	G4 base	Den-solite 1000	Performance Grinding	eSKIN-GRIP+	Prolink Access Junior	1.15	-	180,00 e
<b>RC JUNIOR</b>	L47020900+	135 145 155 165 175	45/45/45	G4 base	Den-solite 1000	Performance Grinding	-	Pre-drilled	0.9	-	145,00 e
<b>JUNIOR AERO</b>											
<b>AERO GRIP JUNIOR (AND PROLINK ACCESS)</b>	L412480PM+	91 101 111 121 131 141 151 161 171	51/47/50	G1 base	Den-solite 1000	Performance Grinding	G2 Synchro	Prolink Access Junior	1.02	-	125,00 e
<b>AERO ESKIN JUNIOR</b>	L41190000+	91 101 111 121 131 141 151 161 171	51/47/50	G1 base	Den-solite 1000	Performance Grinding	eSKIN-GRIP+	Pre-drilled	0.95	-	110,00 e
<b>AERO GRIP JUNIOR</b>	L41190100+	91 101 111 121 131 141 151 161 171	51/47/50	G1 base	Den-solite 1000	Performance Grinding	G2 Synchro	Pre-drilled	0.77	-	90,00 e

NORDIC SKI





## *NORDIC BINDINGS*



**SKATE PROLINK**

**PROLINK SHIFT-IN SK**

L41493300+



**PROLINK RACE SKATE**

L41785500+

**NEW**



**PROLINK PRO SKATE**

L40902900+



**PROLINK PRO COMBI**

L40902700+



**PROLINK ACCESS SK**

L40570300+



**SKATE SNS**

**SNS PILOT CARBON RS**

L41165600+



**CLASSIC PROLINK**

**PROLINK SHIFT-IN CL**

L41491300+



**PROLINK RACE CLASSIC**

L41785600+

**NEW**



**PROLINK SHIFT PRO CL**

L40864900+



**PROLINK PRO CLASSIC**

L40902800+



**CLASSIC SNS**

**SNS PROPULSE CARBON RC**

L39104600+



**SNS PROFIL ACCESS**

L40865000+



	NAME	REFERENCE	BINDING TECHNOLOGY	FLEX	NORM	WEIGHT (/pair) (kg)	PRICES € SRP
<b>SKATE</b>	<b>PROLINK</b>						
	<b>PROLINK SHIFT-IN SK</b>	L41493300+	Ergonomic Moveable Binding	115	PROLINK/NNN/TURNAMIC Boots	250	100,00 €
	<b>PROLINK RACE SKATE</b>	L41785500+	Race Lever	100	PROLINK/NNN/TURNAMIC Boots	230	70,00 €
	<b>PROLINK PRO SKATE</b>	L40902900+	Ergonomic lever	100	PROLINK/NNN/TURNAMIC Boots	250	55,00 €
	<b>PROLINK PRO COMBI</b>	L40570100+	Ergonomic lever	115	PROLINK/NNN/TURNAMIC Boots	250	55,00 €
	<b>PROLINK ACCESS SK</b>	L40570300+	Ergonomic lever	115	PROLINK/NNN/TURNAMIC Boots	260	45,00 €
<b>CLASSIC</b>	<b>SNS</b>						
	<b>SNS PILOT CARBON RS</b>	L41165600+	Race Lever	115	SNS Pilot Boots	270	65,00 €
	<b>PROLINK</b>						
	<b>PROLINK SHIFT-IN CL</b>	L41491300+	Ergonomic Moveable Binding	85	PROLINK/NNN/TURNAMIC Boots	250	100,00 €
	<b>PROLINK RACE CLASSIC</b>	L41795600+	Race Lever	85	PROLINK/NNN/TURNAMIC Boots	230	70,00 €
	<b>PROLINK SHIFT PRO CL</b>	L40864900+	Ergonomic Moveable Binding	85	PROLINK/NNN/TURNAMIC Boots	300	60,00 €
<b>CLASSIC</b>	<b>SNS</b>						
	<b>PROLINK PRO CLASSIC</b>	L40902800+	Ergonomic lever	85	PROLINK/NNN/TURNAMIC Boots	250	55,00 €
	<b>SNS PROPULSE CARBON RC</b>	L39104600+	Race Lever	85	SNS Pilot Boots	240	75,00 €
	<b>SNS PROFIL ACCESS</b>	L40865000+	Ergonomic lever	85	SNS Pilot Boots SNS Profil Boots	260	45,00 €

**TOURING PROLINK**

**PROLINK ACCESS CL**  
L40570400+



**PROLINK AUTO**  
L39901400+



**JUNIOR**

**PROLINK RACE JR SK**  
L47051400+



NEW

**PROLINK RACE JR CL**  
L41785700+



NEW

**PROLINK ACCESS JR**  
L40571000+



**SNS ACCESS JUNIOR**  
L39105400+



	NAME	REFERENCE	BINDING TECHNOLOGY	FLEX	NORM	WEIGHT (/pair) (kg)	PRICES € SRP
TOURING	<b>PROLINK</b>						
	<b>PROLINK ACCESS CL</b>	L40570400+	Ergonomic lever	100	PROLINK/NNN/TURNAMIC Boots	260	45,00 €
	<b>PROLINK AUTO</b>	L39901400+	Automatic Lever	100	PROLINK/NNN/TURNAMIC Boots	280	45,00 €
JUNIOR	<b>PROLINK RACE JR SK</b>	L47051400+	Race Lever	115	PROLINK/NNN/TURNAMIC Boots	240	55,00 €
	<b>PROLINK RACE JR CL</b>	L41785700+	Race Lever	85	PROLINK/NNN/TURNAMIC Boots	240	55,00 €
	<b>PROLINK ACCESS JR</b>	L40571000+	Ergonomic lever	100	PROLINK NNN TURNAMIC Boots	250	35,00 €
	<b>SNS ACCESS JUNIOR</b>	L39105400+	Ergonomic lever	85	SNS Pilot & Profil Boots	250	35,00 €







## *NORDIC BOOTS*



**SKATE RACING SKATE**



**S/LAB CARBON SKATE PROLINK**  
L41158200+  
PP



**S/RACE CARBON SKATE PROLINK**  
L41158300+



**S/RACE CARBON SKATE PILOT**  
L41158400+



**S/MAX CARBON SKATE MV PROLINK**  
L41513200+

**SKATE ENDURANCE SKATE**



**RS10 PROLINK**  
L41513300+



**RS10 VITANE PROLINK**  
L41513400+  
WV



**RS8 PROLINK**  
L47029800+  
NEW



**RS8 VITANE PROLINK**  
L47029900+  
NEW WV



**RS8 PILOT**  
L40868400+

**COMBI**



**PRO COMBI PROLINK**  
L40841800+



**PRO COMBI PILOT**  
L40868500+



**R/PROLINK**  
L40555400+

	NAME	NORM	REFERENCE	SIZES	WEIGHT (/pair) (kg)	FIT/LAST	OUTSOLE	CUFF	CHASSIS	HEEL ADJUSTMENT	LINER	PRICES € SRP
SKATE	<b>RACING SKATE</b>											
	<b>S/LAB CARBON SKATE PROLINK</b>	Prolink	L41158200+	3.5 -> 13	0.91	100 Racing Fit	PROLINK Lab Skate	Carbon loaded technology	Carbon Shell	-	Custom Fit Lab 3D Pre-shaped Liner ClimaSalomon WP Membrane Shell liner	600,00 €
	<b>S/RACE CARBON SKATE PROLINK</b>	Prolink	L41158300+	3.5 -> 13	1.01	100 Racing Fit	PROLINK Racing skate	Carbon loaded technology	Carbon loaded shell	-	Custom Fit Lab 3D Pre-shaped Liner ClimaSalomon WP Membrane Shell liner	400,00 €
	<b>S/RACE CARBON SKATE PILOT</b>	SNS Pilot	L41158400+	3.5 -> 13	0.96	100 Racing Fit	SNS® PILOT®3 Racing skate	Carbon loaded technology	Carbon loaded shell	-	Custom Fit Lab 3D Pre-shaped Liner ClimaSalomon WP Membrane Shell liner	400,00 €
	<b>S/MAX CARBON SKATE MV PROLINK</b>	Prolink	L41513200+	3.5 -> 13	1.06	102 Performance Fit	PROLINK Racing	Carbon loaded technology	Racing Skate	-	Custom Fit Thinsulate Recycled PET Lycra ClimaSalomon WP Membrane	320,00 €
SKATE	<b>ENDURANCE SKATE</b>											
	<b>RS10 PROLINK</b>	Prolink	L41513300+	5 -> 13	1.19	102 Performance Fit	PROLINK Racing	Energizer 2.0	Racing Skate	-	Custom Fit Recycled PET Lycra ClimaSalomon WP Membrane Thinsulate	270,00 €
	<b>RS10 VITANE PROLINK</b>	Prolink	L41513400+	3.5 -> 8	1.2	102 Performance Women Fit	PROLINK Racing	Energizer 2.0	Racing Skate	-	Custom Fit Recycled PET Lycra ClimaSalomon WP Membrane Thinsulate Micro Fleece	270,00 €
	<b>RS8 PROLINK</b>	Prolink	L47029800+	5 -> 15	1.02	102 Performance Fit	PROLINK Racing skate	Energizer 2.0	3D Skate	-	Custom Fit ClimaSalomon WP membrane Thinsulate R78	220,00 €
	<b>RS8 VITANE PROLINK</b>	Prolink	L47029900+	3.5 -> 8	1.01	102 Performance Women Fit	PROLINK Racing skate	Energizer 2.0	3D Skate	-	Custom Fit ClimaSalomon WP membrane Thinsulate R78 Micro Fleece	220,00 €
	<b>RS8 PILOT</b>	SNS Pilot	L40868400+	3.5 -> 13	1.23	102 Performance Fit	SNS® PILOT®2 Sport	Performance Energizer	3D Skate	Adjustable Heel Strap	Custom Fit Thinsulate	220,00 €
COMBI	<b>PRO COMBI PROLINK</b>	Prolink	L40841800+	3.5 -> 15	1.13	102 Performance Fit	PROLINK Racing skate	Performance Energizer	Combi Flex 3D Skate	Adjustable Heel Strap	Custom Fit	220,00 €
	<b>PRO COMBI PILOT</b>	SNS Pilot	L40868500+	3.5 -> 13	1.19	102 Performance Fit	SNS® PILOT®2 Sport	Performance Energizer	Combi Flex 3D Skate	Adjustable Heel Strap	Custom Fit	220,00 €
	<b>R/PROLINK</b>	Prolink	L40555400+	3.5 -> 13	1	102 Performance Fit	PROLINK Racing classic	Performance	Combi Flex 3D Skate	Heel Strap	-	180,00 €

**CLASSIC RACING CLASSIC**



**S/LAB CARBON CLASSIC PROLINK**  
L40842000+  
**PP**



**S/RACE CLASSIC PROLINK**  
L40868700+



**S/MAX CARBON CLASSIC MV PROLINK**  
L47030000+  
**NEW**

**CLASSIC ENDURANCE CLASSIC**



**RC10 PROLINK**  
L41158800+



**RC9 PROLINK**  
L41159000+



**RC9 VITANE PROLINK**  
L41159200+  
**WV**



**RC8 PROLINK**  
L47030400+  
**NEW**



**RC8 VITANE PROLINK**  
L47030500+  
**NEW**  
**WV**



**RC7 PROLINK**  
L47030600+  
**NEW**

	NAME	NORM	REFERENCE	SIZES	WEIGHT (pair) (kg)	FIT/LAST	OUTSOLE	CUFF	CHASSIS	HEEL ADJUSTMENT	LINER	PRICES € SRP
<b>CLASSIC</b>	<b>RACING CLASSIC</b>											
	<b>S/LAB CARBON CLASSIC PROLINK</b>	Prolink	L40842000+	3.5 -> 13	0.63	100 Racing Fit	PROLINK LAB CLASSIC	-	Carbon Shell	-	Custom Fit Lab 3D Pre-shaped Liner ClimaSalomon WP Membrane Shell liner	450,00 €
	<b>S/RACE CLASSIC PROLINK</b>	Prolink	L40868700+	3.5 -> 13	0.85	100 Racing Fit	PROLINK Racing classic	-	Carbon 3D Classic	Adjustable Heel Strap	Custom Fit	330,00 €
	<b>S/MAX CARBON CLASSIC MV PROLINK</b>	Prolink	L47030000+	3.5 -> 13	0.72	102 Performance Fit	PROLINK Racing classic	-	Carbon 3D Classic	Adjustable Heel Strap	Custom Fit Thinsulate R78 ClimaSalomon WP Membrane	280,00 €
<b>CLASSIC</b>	<b>ENDURANCE CLASSIC</b>											
	<b>RC10 PROLINK</b>	Prolink	L41158800+	3.5 -> 15	0.8	102 Performance Fit	PROLINK Racing classic	-	Thermo formed heel counter	Adjustable Heel Strap	Custom Fit Thinsulate	240,00 €
	<b>RC9 PROLINK</b>	Prolink	L41159000+	5 -> 13	0.84	102 Performance Fit	PROLINK Racing Classic	-	3D Classic	Adjustable Heel Strap	Custom Fit Thinsulate	180,00 €
	<b>RC9 VITANE PROLINK</b>	Prolink	L41159200+	3.5 -> 8	0.72	102 Performance Women Fit	PROLINK Racing classic	-	3D Classic	Adjustable Heel Strap	Custom Fit Thinsulate Fleece lining	180,00 €
	<b>RC8 PROLINK</b>	Prolink	L47030400+	5 -> 15	0.83	102 Performance Fit	PROLINK Racing classic	-	Thermo formed Heel Counter	Heel Strap	Thinsulate R78	140,00 €
	<b>RC8 VITANE PROLINK</b>	Prolink	L47030500+	3.5 -> 8	0.8	102 Performance Women Fit	PROLINK Racing classic	-	Thermo formed Heel Counter	Heel Strap	Thinsulate R78 Micro Fleece	140,00 €
	<b>RC7 PROLINK</b>	Prolink	L47030600+	3.5 -> 13	0.79	102 Performance Fit	PROLINK Racing classic	-	Thermo formed Heel Counter	-	-	120,00 €

NORDIC BOOTS

**TOURING NORDIC TOURING**



**ESCAPE PLUS PROLINK**  
L41513500+



**VITANE PLUS PROLINK**  
L41513600+



**ESCAPE PROLINK**  
L41513700+



**ESCAPE PILOT**  
L41513800+



**VITANE PROLINK**  
L41513900+

**NORDIC BACKCOUNTRY**



**ESCAPE OUTPATH**  
L41190500+

	NAME	NORM	REFERENCE	SIZES	WEIGHT (/pair) (kg)	FIT/LAST	OUTSOLE	CUFF	CHASSIS	HEEL ADJUSTMENT	LINER	PRICES € SRP
<b>SKATE</b>	<b>NORDIC TOURING</b>											
	<b>ESCAPE PLUS PROLINK</b>	Prolink	L41513500+	5 -> 15	0.95	105 Touring Fit	PROLINK Touring	Ergonomic Touring	Thermo formed Heel Counter	-	Custom Fit Thinsulate	110,00 €
	<b>VITANE PLUS PROLINK</b>	Prolink	L41513600+	3.5 -> 8.5	0.83	105 Touring Women Fit	PROLINK Touring	Ergonomic Touring	Thermo formed Heel Counter	-	Custom Fit Thinsulate Micro Fleece	110,00 €
	<b>ESCAPE PROLINK</b>	Prolink	L41513700+	3.5 -> 13	0.81	105 Touring Fit	PROLINK Touring	-	Thermo formed Heel Counter	-	-	90,00 €
	<b>ESCAPE PILOT</b>	SNS Pilot	L41513800+	3.5 -> 13	0.83	105 Touring Fit	SNS® PILOT®2 Touring	-	Thermo formed Heel Counter	-	-	90,00 €
<b>NORDIC BACKCOUNTRY</b>	<b>VITANE PROLINK</b>	Prolink	L41513900+	3.5 -> 8.5	0.71	105 Touring Women Fit	PROLINK Touring	-	Thermo formed Heel Counter	-	Micro Fleece	90,00 €
	<b>ESCAPE OUTPATH</b>	Prolink	L41190500+	3.5 -> 13	1.16	105 Touring Fit	PROLINK Touring	Performance	Thermo formed heel Counter	Heel strap	Thinsulate	190,00 €



**JUNIOR**



**S/LAB SKATE JUNIOR PROLINK**

L47030800+

**NEW**



**S/LAB CLASSIC JUNIOR PROLINK**

L47031000+

**NEW**



**S/LAB SKIATHLON CS JUNIOR PROLINK**

L47030900+

**NEW**



**S/RACE SKIATHLON JUNIOR PROLINK**

L40556600+



**R/COMBI JUNIOR PROLINK**

L41514100+



**RC JUNIOR PROLINK**

L41514200+

NAME	NORM	REFERENCE	SIZES	WEIGHT (/ pair) (kg)	FIT/LAST	OUTSOLE	CUFF	CHASSIS	HEEL ADJUSTMENT	LINER	PRICES € SRP
<b>S/LAB SKATE JUNIOR PROLINK</b>	Prolink	L47030800+	2.5 -> 8	0.88	Junior Fit	PROLINK Racing Skate	Carbon Loaded Technology	3D Skate	Adjustable Heel Strap	Thinsulate R78 Custom Fit ClimaSalomon WP Membrane	180,00 €
<b>S/LAB CLASSIC JUNIOR PROLINK</b>	Prolink	L47031000+	2.5 -> 8	0.64	Junior Fit	PROLINK Racing classic	3D Skate	3D Classic	Adjustable Heel Strap	Custom Fit Thinsulate R78 ClimaSalomon WP Membrane	130,00 €
<b>S/LAB SKIATHLON CS JUNIOR PROLINK</b>	Prolink	L47030900+	2.5 -> 8	0.86	Junior Fit	PROLINK Racing Classic	Carbon Loaded Technology	3D Skate	Adjustable Heel Strap	Custom Fit Thinsulate R78 ClimaSalomon WP Membrane	180,00 €
<b>S/RACE SKIATHLON JUNIOR PROLINK</b>	Prolink	L40556600+	1 -> 8	0.86	Junior Fit	Prolink Racing Classic	Performance	3D Skate	Heel Strap	-	140,00 €
<b>R/COMBI JUNIOR PROLINK</b>	Prolink	L41514100+	1 -> 7.5	0.84	Junior Fit	PROLINK Junior	Ergonomic	Thermo formed Heel Counter	-	Thinsulate	100,00 €
<b>RC JUNIOR PROLINK</b>	Prolink	L41514200+	7K -> 7.5	0.51	Junior Fit	PROLINK Junior	-	Thermo formed Heel Counter	-	Micro Fleece	80,00 €

AFTERMARKET



**RACING CLASSIC LINER**  
L40954000+



**RACING SKATE LINER**  
L41170800+



**RACING HOOK & LOOP  
LINER**  
L41170900+



**OVERBOOT PROLINK**  
L41318000+



**WALKING COVERBOOT  
NORDIC**  
L41671500+



**RACING CUFF T1 3.5-5**  
L41482600+

**RACING CUFF T2 5.5-9**  
L41483000+

**RACING CUFF T3 9.5-13**  
L41483100+



**RACING HIGH VOLUME CUFF  
T1 3.5-5**  
L41713700+

**RACING HIGH VOLUME CUFF  
T2 5.5-9**  
L41713800+

**RACING HIGH VOLUME CUFF  
9.5-13**  
L41713900+

NOTES

Area with horizontal dotted lines for notes.



## *NORDIC POLES*



**RACING S/LAB**

**S/LAB CARBON  
CLICK KIT**  
L47024400

PP



**RACING S/RACE**

**S/RACE CLICK  
KIT RACE BLUE**  
L47024100



**RACING S/MAX**

**S/MAX CARBON  
CLICK**  
L47024300



**ENDURANCE R/SERIES**

**R 60 CLICK**  
L41154800



**R 30 CLICK**  
L41154900



**R 20**  
L41155000



	NAME	REFERENCE	SIZES (cm)	SHAFT	AVERAGE SHAFT WEIGHT (g/m)	GRIP	STRAP	BASKET	TIP	WEIGHT (g/L)	PRICES € SRP	
RACING	<b>S/LAB</b>											
	<b>S/LAB CARBON CLICK KIT</b>	L47024400	150 160 170 180	S/Lab Carbon 16/9	54	Ergoclick	Power strap click 2	S/Lab Carbon	Tungsten	170	330,00 €	
	<b>S/RACE</b>											
	<b>S/RACE CLICK KIT</b>	L47024100	150 160 170 180	S/Race Carbon 16/9	67	Ergoclick	Power strap click 2	S/Lab Carbon	Tungsten	185	220,00 €	
ENDURANCE	<b>S/MAX</b>											
	<b>S/MAX CARBON CLICK</b>	L47024300	135 140 145 150 155 160 165 170 175 180	100 % Carbon 16/9	69	Ergoclick	Power strap click 2	S/Lab Carbon	Tungsten	190	140,00 €	
	<b>R/SERIES</b>											
	<b>R 60 CLICK</b>	L41154800	135 140 145 150 155 160 165 170 175 180	60 % Carbon 16/9	81	Ergoclick	Power strap click 2	Racing M	Tungsten	210	90,00 €	
<b>R 30 CLICK</b>	L41154900	135 140 145 150 155 160 165 170 175 180	30% Carbon 16/9	92	Ergoclick	Power strap click 2	Racing M	Tungsten	235	75,00 €		
<b>R 20</b>	L41155000	135 140 145 150 155 160 165	20 % Carbon 16/9	92	EVA R	Powerstrap 2	Racing M	Tungsten	220	65,00 €		



**NORDIC TOURING ESCAPE**

**ESCAPE SPORT**  
L40875200



**ESCAPE**  
L47024500



**ESCAPE VITANE**  
L47024600



**ESCAPE ALU**  
L47024700



**JUNIOR JUNIOR**

**S/LAB CARBON JR CLICK**  
L47025500  
**NEW**



**R 20 JR**  
L47025900



**ESCAPE ALU JR**  
L47027000



	NAME	REFERENCE	SIZES (cm)	SHAFT	AVERAGE SHAFT WEIGHT (g/m)	GRIP	STRAP	BASKET	TIP	WEIGHT (g/L)	PRICES € SRP	
NORDIC TOURING	<b>ESCAPE</b>											
	<b>ESCAPE SPORT</b>	L40875200	135 140 145 150 155 160 165	Composite 16/11	110	EVA Escape	Powerstrap	Touring	Steel	235	45,00 €	
	<b>ESCAPE</b>	L47024500	135 140 145 150 155 160 165	Composite 16/11	110	EVA Escape	Biathlon Strap	Touring	Steel	210	30,00 €	
	<b>ESCAPE VITANE</b>	L47024600	130 135 140 145 150 155 160	Composite 16/11	110	EVA Escape	Biathlon Strap	Touring	Steel	200	30,00 €	
	<b>ESCAPE ALU</b>	L47024700	135 140 145 150 155 160 165	ALU***16/11	121	EVA Escape	Biathlon Strap	Touring	Steel	240	25,00 €	
JUNIOR	<b>JUNIOR</b>											
	<b>S/LAB CARBON JR CLICK</b>	L47025500	110 115 120 125 130 135 140	60 % Carbon 16/9	81	Ergoclick	Power Strap Click 2	S/Lab Carbon	Tungsten	160	80,00 €	
	<b>R 20 JR</b>	L47025900	90 95 100 105 110 115 120 125 130	20 % Carbon 16/9	78	EVA Junior	Powerstrap	Racing M	Tungsten	170	60,00 €	
	<b>ESCAPE ALU JR</b>	L47027000	70 75 80 85 90 95 100 105 110 115 120 125 130	Composite 16/11	93	EVA Junior	Powerstrap	Touring Junior	Steel	130	20,00 €	

**AFTERMARKET**

**1\*2 S/LAB  
CARBON GRIP**  
L40692200



**1\*2 ERGO CLICK  
GRIP**  
L41247600



**1\*2 GRIP EVA**  
L12707800



**1\*2 GRIP EVA  
JR**  
L12707900



**1\*2 S/LAB  
POWER STRAP**  
L40692300



**1x2 POWER  
STRAP CLICK 2**  
L39214000



**1\*2 POWER  
STRAP**  
L40675400



**1\*2 BIATHLON  
STRAP**  
L12708200



**1\*2 S/LAB  
CARBON  
BASKET L**  
L40879200



**1\*2 S/LAB  
CARBON  
BASKET M**  
L40675100



**1\*2 RACING  
BASKET M**  
L40675500



**1\*2 TOURING  
BASKET**  
L37897300



**1\*2 SLAB  
CARBON SHAFT**  
L47168900



**1\*2 S/RACE  
CARBON SHAFT**  
L47169000



**1\*2 S/MAX  
CARBON SHAFT**  
L47169100



**ROLLER SKI TIP**  
L47169200



*SNOWBOARD BOARDS*



**MEN FREESTYLE**



**ASSASSIN PRO**  
L47017200



**ASSASSIN**  
L47017100



**ABSTRACT**  
L47018100  
**NEW**



**HUCK KNIFE PRO**  
L47018500



**HUCK KNIFE**  
L47018300



**SLEEPWALKER**  
L47032100



**CRAFT**  
L47017600



**PULSE**  
L47031600

	NAME	REFERENCE	PRACTICE	SIZE RANGE	FLEX	SHAPE	BOARD PROFILE	SIDECUT	WIDTH	BASE MATERIAL	PRICES € SRP	
<b>MEN</b>	<b>FREESTYLE</b>											
	<b>ASSASSIN PRO</b>	L47017200	Freestyle	150 / 153 / 156 / 158W / 159 / 162 / 163W	Stiff	Directional twin	Rock Out Camber	Quadralizer	Regular Wide	Sintered EG	680,00 €	
	<b>ASSASSIN</b>	L47017100	Freestyle	150 / 153 / 156 / 158W / 159 / 162 / 163W / 165	Medium	Directional twin	Rock Out Camber	Quadralizer	Regular Wide	Extruded	580,00 €	
	<b>ABSTRACT</b>	L47018100	Freestyle	138 / 143 / 147 / 151 / 153 / 155 / 155W / 158 / 158W	medium	True Twin	Rock Out Camber	Quadralizer	Regular Wide	Sintered EG	500,00 €	
	<b>HUCK KNIFE PRO</b>	L47018500	Freestyle	148 / 152 / 155 / 155W / 158 / 158W	Stiff	True Twin	Quad Camber	EQ Rad	Regular Wide	Sintered EG	580,00 €	
	<b>HUCK KNIFE</b>	L47018300	Freestyle	148 / 152 / 155 / 155W / 158 / 158W / 162	Medium	True Twin	Quad Camber	EQ Rad	Regular Wide	Sintered EG	480,00 €	
	<b>SLEEPWALKER</b>	L47032100	Freestyle	148 / 151 / 153 / 155 / 155W / 158 / 158W	Medium	True Twin	Rock Out Camber	EQ Rad	Regular Wide	Sintered	400,00 €	
	<b>CRAFT</b>	L47017600	Freestyle	150 / 153 / 155 / 157W / 158 / 160W / 162W	Medium	True Twin	Rock Out Camber	EQ Rad	Regular Wide	Sintered EG	430,00 €	
<b>PULSE</b>	L47031600	Freestyle	142 / 145 / 149 / 152 / 156 / 158W / 160 / 162W / 163	Soft	Directional twin	Flat Out Camber	Radial	Regular Wide	Sintered	340,00 €		



**MEN ALL MOUNTAIN / FREERIDE**



**HIGHPATH**  
L47018700  
**NEW**



**SIGHT**  
L47032000  
**NEW**



**DANCEHAUL**  
L47017800



**SUPER 8 PRO**  
L47032400  
**NEW**



**SUPER 8**  
L47032300

	NAME	REFERENCE	PRACTICE	SIZE RANGE	FLEX	SHAPE	BOARD PROFILE	SIDECUT	WIDTH	BASE MATERIAL	PRICES € SRP
<b>MEN</b>	<b>ALL MOUNTAIN / FREERIDE</b>										
	<b>HIGHPATH</b>	L47018700	All-Mountain Freeride	146 / 150 / 153 / 156 / 159 / 159W / 162 / 162W / 165	Stiff	Tapered Directional	Rock Out Camber	Quadratic	Regular Wide	Extruded	600,00 €
	<b>SIGHT</b>	L47032000	All-Mountain Freeride	147 / 150 / 153 / 156 / 158W / 159 / 162W / 166W	medium	Tapered Directional	Cross Profile	Quadratic	Regular Wide	Sintered EG	380,00 €
	<b>DANCEHAUL</b>	L47017800	All-Mountain Freeride	143 / 147 / 152 / 157	Medium	Tapered directional	Rock Out Camber	Radial	Wide	Sintered EG	480,00 €
	<b>SUPER 8 PRO</b>	L47032400	All-Mountain Freeride	154 / 157 / 160 / 163	Stiff	Tapered Directional	Backseat Camber	Quadratic	Mid Wide	Sintered EG	630,00 €
	<b>SUPER 8</b>	L47032300	All-Mountain Freeride	151 / 154 / 157 / 160 / 163 / 166	Medium	Tapered directional	Backseat camber	Quadratic	Mid-Wide	Sintered EG	530,00 €

**UNISEX FREERIDE HILLSIDE**



top base

**HPS - WOLLE NYVELT FISH**  
L47018200

**NEW**



top base

**HPS - LOUIF PARADIS**  
L41514600



top base

**HPS - TAKAHARU NAKAI**  
L41505000



top base

**SICKSTICK**  
L41504800



top base

**HPS - ANNIE BOULANGER**  
L41505100

	NAME	REFERENCE	PRACTICE	SIZE RANGE	FLEX	SHAPE	BOARD PROFILE	SIDECUT	WIDTH	BASE MATERIAL	PRICES € SRP
<b>UNISEX</b>	<b>FREERIDE HILLSIDE</b>										
	<b>HPS - WOLLE NYVELT FISH</b>	L47018200	Freestyle Hillside	153 / 157 / 162	Stiff	Tapered directional	Powder Camber	Quadratic	Wide	Sintered EG	650,00 €
	<b>HPS - LOUIF PARADIS</b>	L41514600	Freestyle Hillside	155 / 159 / 163	Stiff	Tapered directional	Rock Out Camber	Quadralizer	Regular	Sintered EG	650,00 €
	<b>HPS - TAKAHARU NAKAI</b>	L41505000	Freestyle Hillside	155 / 158 / 161	Medium	Tapered directional	Powder Camber	Radial	Mid-Wide	Sintered	650,00 €
	<b>SICKSTICK</b>	L41504800	Freestyle Hillside	153 / 157 / 161 / 165	Medium	Tapered twin	Rock Out Camber	Quadralizer	Regular	Sintered EG	650,00 €
	<b>HPS - ANNIE BOULANGER</b>	L41505100	Freestyle Hillside	149	Medium	Tapered directional	Powder Camber	Radial	Mid-Wide	Extruded EG	650,00 €

**UNISEX TOURING**



top base

**PREMIERE**  
L47031500



top base

**HPS - TAKA SPLIT 2.0**  
L47033500



top base

**HIGHPATH SPLIT**  
L47017000

**NEW**



top base

**BELLEVUE SPLIT**  
L47017500

**NEW**

	NAME	REFERENCE	PRACTICE	SIZE RANGE	FLEX	SHAPE	BOARD PROFILE	SIDECUT	WIDTH	BASE MATERIAL	PRICES € SRP
<b>UNISEX</b>	<b>TOURING</b>										
	<b>PREMIERE</b>	L47031500	Touring	154 / 159 / 165	Stiff	Tapered Directional	Cross Profile	EQ 1	Mid Wide	Sintered EG	1600,00 €
	<b>HPS - TAKA SPLIT 2.0</b>	L47033500	Touring	155 / 158 / 161	Medium	Tapered Directional	Powder Camber	Radial	Mid Wide	Sintered	1000,00 €
	<b>HIGHPATH SPLIT</b>	L47017000	Touring	156 / 159 / 162	Stiff	Tapered Directional	Rock Out Camber	Quadratic	Regular	Sintered	900,00 €
	<b>BELLEVUE SPLIT</b>	L47017500	Touring	148 / 152	Medium	Tapered Directional	Backseat Camber	Quadratic	Mid Wide	Sintered EG	900,00 €

**WOMEN FREESTYLE**



top base

**RUMBLE FISH**  
L47031700



top base

**NO DRAMA**  
L47031200



top base

**OH YEAH**  
L47031300



top base

**LOTUS**  
L47018600

**WOMEN ALL MOUNTAIN / FREERIDE**



top base

**BELLEVUE**  
L47017300



top base

**WONDER**  
L47032600

	NAME	REFERENCE	PRACTICE	SIZE RANGE	FLEX	SHAPE	BOARD PROFILE	SIDECUT	WIDTH	BASE MATERIAL	PRICES € SRP	
<b>WOMEN</b>	<b>FREESTYLE</b>											
	<b>RUMBLE FISH</b>	L47031700	Freestyle	140 / 144 / 148 / 152 / 155	Stiff	Directional twin	Rock Out Camber	Quadralizer	Regular	Sintered	550,00 €	
	<b>NO DRAMA</b>	L47031200	Freestyle	139 / 143 / 146 / 149 / 152	Stiff	True Twin	Quad Camber	EQ Rad	Regular	Sintered	480,00 €	
	<b>OH YEAH</b>	L47031300	Freestyle	138 / 143 / 147 / 151	Soft	True Twin	Rock Out Camber	EQ Rad	Regular	Sintered	380,00 €	
	<b>LOTUS</b>	L47018600	Freestyle	135 / 138 / 142 / 146 / 151 / 155	Soft	Directional twin	Flat Out Camber	Radial	Regular	Sintered EG	340,00 €	
	<b>ALL MOUNTAIN / FREERIDE</b>											
	<b>BELLEVUE</b>	L47017300	All-Mountain Freeride	144 / 148 / 152 / 155	Medium	Tapered directional	Backseat camber	Quadratic	Mid-Wide	Sintered	500,00 €	
	<b>WONDER</b>	L47032600	All-Mountain Freeride	140 / 144 / 148 / 152 / 155	Medium	Directional twin	Rock Out Camber	EQ Rad	Regular	Sintered	430,00 €	



**JUNIOR JUNIOR**



top base

**DANCEHAUL GROM**  
L47017900

**NEW**



top base

**HUCK KNIFE GROM**  
L47018400



top base

**SLEEPWALKER GROM**  
L47032200



top base

**OH YEAH GROM**  
L47031400



top base

**GRAIL**  
L41219000



top base

**GRACE**  
L41219100



top base

**TEAM**  
L41219300



**TEAM PACKAGE**  
L41219400

	NAME	REFERENCE	PRACTICE	SIZE RANGE	FLEX	SHAPE	BOARD PROFILE	SIDECUT	WIDTH	BASE MATERIAL	PRICES € SRP
<b>JUNIOR</b>	<b>JUNIOR</b>										
	<b>DANCEHAUL GROM</b>	L47017900	All-Mountain	125 / 135	Medium	Tapered Directional	Rock Out Camber	Radial	Mid Wide	Sintered	370,00 €
	<b>HUCK KNIFE GROM</b>	L47018400	All-Mountain	130 / 135 / 139 / 143	Stiff	True Twin	Quad Camber	EQ Rad	Regular	Extruded EG	370,00 €
	<b>SLEEPWALKER GROM</b>	L47032200	All-Mountain	127 / 133 / 138 / 143 / 145W	Medium	True Twin	Rock Out Camber	EQ Rad	Regular	Sintered	270,00 €
	<b>OH YEAH GROM</b>	L47031400	All-Mountain Park & Freestyle	127 / 133 / 138	Medium	True Twin	Rock Out Camber	EQ Rad	Regular	Extruded EG	270,00 €
	<b>GRAIL</b>	L41219000	All-Mountain Park & Freestyle	110 / 115 / 120 / 125 / 130	Soft	True Twin	Super Flat	Radial	Regular	Extruded	220,00 €
	<b>GRACE</b>	L41219100	All-Mountain Park & Freestyle	110 / 115 / 120 / 125 / 130	Soft	True Twin	Super Flat	Radial	Regular	Extruded	220,00 €
	<b>TEAM</b>	L41219300	All-Mountain	90 / 100 / 110	Soft	True Twin	Super Flat	Radial	Regular	Extruded	200,00 €
<b>TEAM PACKAGE</b>	L41219400	All-Mountain	90 / 100	Soft	True Twin	Super Flat	Radial	Regular	Extruded	280,00 €	

NAME	EFFECTIVE EDGE (MM)	NOSE WIDTH (MM)	SET BACK (MM)	TAIL WIDTH (MM)	WAIST WIDTH (MM)
<b>MEN FREESTYLE</b>					
ASSASSIN PRO 150	1130	291	0	291,0	248,0
ASSASSIN PRO 153	1155	295	0	295,0	251,0
ASSASSIN PRO 156	1180	298	0	298,0	253,0
ASSASSIN PRO 158W	1195	309	0	309,0	263,0
ASSASSIN PRO 159	1205	301	0	301,0	255,0
ASSASSIN PRO 162	1230	305	0	305,0	258,0
ASSASSIN PRO 163W	1240	313	0	313,0	266,0
ASSASSIN PRO 150	1130	291	0	291,0	248,0
ASSASSIN PRO 153	1155	295	0	295,0	251,0
ASSASSIN PRO 156	1180	298	0	298,0	253,0
ASSASSIN PRO 158W	1195	309	0	309,0	263,0
ASSASSIN PRO 159	1205	301	0	301,0	255,0
ASSASSIN PRO 162	1230	305	0	305,0	258,0
ASSASSIN PRO 163W	1240	313	0	313,0	266,0
ASSASSIN 150	1130	291	0	291,0	248,0
ASSASSIN 153	1155	295	0	295,0	251,0
ASSASSIN 156	1180	298	0	298,0	253,0
ASSASSIN 158W	1195	309	0	309,0	263,0
ASSASSIN 159	1205	301	0	301,0	255,0
ASSASSIN 162	1230	305	0	305,0	258,0
ASSASSIN 163W	1240	313	0	313,0	266,0
ASSASSIN 165	1260	308	0	308,0	261,0
ABSTRACT 138	1075	283	0	283,0	238,0
ABSTRACT 143	1115	285	0	285,0	240,0
ABSTRACT 147	1150	287	0	287,0	242,0
ABSTRACT 151	1165	292	0	292,0	247,0
ABSTRACT 153	1190	295	0	295,0	250,0
ABSTRACT 155	1205	297	0	297,0	252,0
ABSTRACT 155W	1205	304	0	304,0	259,0
ABSTRACT 158	1230	299	0	299,0	254,0
ABSTRACT 158W	1230	307	0	307,0	262,0
ABSTRACT 138	1075	283	0	283,0	238,0
ABSTRACT 143	1115	285	0	285,0	240,0
ABSTRACT 147	1150	287	0	287,0	242,0
ABSTRACT 151	1165	292	0	292,0	247,0
ABSTRACT 153	1190	295	0	295,0	250,0
ABSTRACT 155	1205	297	0	297,0	252,0
ABSTRACT 155W	1205	304	0	304,0	259,0
ABSTRACT 158	1230	299	0	299,0	254,0
ABSTRACT 158W	1230	307	0	307,0	262,0
HUCK KNIFE PRO 148	1135	292	0	292,0	248,0
HUCK KNIFE PRO 152	1170	296	0	296,0	251,0
HUCK KNIFE PRO 155	1190	298	0	298,0	253,0
HUCK KNIFE PRO 155W	1195	306	0	306,0	260,0
HUCK KNIFE PRO 158	1215	301	0	301,0	255,0
HUCK KNIFE PRO 158W	1220	309	0	309,0	263,0
HUCK KNIFE PRO 148	1135	292	0	292,0	248,0
HUCK KNIFE PRO 152	1170	296	0	296,0	251,0
HUCK KNIFE PRO 155	1190	298	0	298,0	253,0
HUCK KNIFE PRO 155W	1195	306	0	306,0	260,0
HUCK KNIFE PRO 158	1215	301	0	301,0	255,0
HUCK KNIFE PRO 158W	1220	309	0	309,0	263,0
HUCK KNIFE 148	1135	292	0	292,0	248,0
HUCK KNIFE 152	1170	296	0	296,0	251,0
HUCK KNIFE 155	1190	298	0	298,0	253,0
HUCK KNIFE 155W	1195	306	0	306,0	260,0
HUCK KNIFE 158	1215	301	0	301,0	255,0
HUCK KNIFE 158W	1220	309	0	309,0	263,0
HUCK KNIFE 162	1255	307	0	307,0	261,0
SLEEPWALKER 148	1140	287	0	287,0	242,0
SLEEPWALKER 151	1170	292	0	292,0	247,0
SLEEPWALKER 153	1190	295	0	295,0	250,0
SLEEPWALKER 155	1205	297	0	297,0	252,0
SLEEPWALKER 155W	1205	304	0	304,0	259,0
SLEEPWALKER 158	1230	299	0	299,0	254,0
SLEEPWALKER 158W	1230	307	0	307,0	262,0
SLEEPWALKER 148	1140	287	0	287,0	242,0
SLEEPWALKER 151	1170	292	0	292,0	247,0
SLEEPWALKER 153	1190	295	0	295,0	250,0
SLEEPWALKER 155	1205	297	0	297,0	252,0
SLEEPWALKER 155W	1205	304	0	304,0	259,0
SLEEPWALKER 158	1230	299	0	299,0	254,0
SLEEPWALKER 158W	1230	307	0	307,0	262,0
CRAFT 150	1130	292	0	292,0	247,0
CRAFT 153	1150	294	0	294,0	249,0

NAME	EFFECTIVE EDGE (MM)	NOSE WIDTH (MM)	SET BACK (MM)	TAIL WIDTH (MM)	WAIST WIDTH (MM)
CRAFT 155	1170	296	0	296,0	251,0
CRAFT 157W	1180	305	0	305,0	261,0
CRAFT 158	1190	298	0	298,0	253,0
CRAFT 160W	1210	306	0	306,0	262,0
CRAFT 162W	1220	308	0	308,0	264,0
CRAFT 150	1130	292	0	292,0	247,0
CRAFT 153	1150	294	0	294,0	249,0
CRAFT 155	1170	296	0	296,0	251,0
CRAFT 157W	1180	305	0	305,0	261,0
CRAFT 158	1190	298	0	298,0	253,0
CRAFT 160W	1210	306	0	306,0	262,0
CRAFT 162W	1220	308	0	308,0	264,0
PULSE 142	1065	283	10	283,0	239,0
PULSE 145	1100	288	10	288,0	243,0
PULSE 149	1130	290	10	290,0	245,0
PULSE 152	1145	292	10	292,0	247,0
PULSE 156	1175	296	10	296,0	251,0
PULSE 158W	1195	306	10	306,0	260,0
PULSE 160	1210	300	10	300,0	256,0
PULSE 162W	1235	309	10	309,0	265,0
PULSE 163	1230	303	10	303,0	259,0
PULSE 142	1065	283	10	283,0	239,0
PULSE 145	1100	288	10	288,0	243,0
PULSE 149	1130	290	10	290,0	245,0
PULSE 152	1145	292	10	292,0	247,0
PULSE 156	1175	296	10	296,0	251,0
PULSE 158W	1195	306	10	306,0	260,0
PULSE 160	1210	300	10	300,0	256,0
PULSE 162W	1235	309	10	309,0	265,0
PULSE 163	1230	303	10	303,0	259,0
<b>MEN ALL MOUNTAIN FREERIDE</b>					
HIGHPATH 146	1105	286	20	284,0	243,0
HIGHPATH 150	1140	291	20	288,0	247,0
HIGHPATH 153	1170	298	20	295,0	252,0
HIGHPATH 156	1185	301	20	298,0	255,0
HIGHPATH 159	1210	304	20	301,0	257,0
HIGHPATH 159W	1210	312	20	309,0	265,0
HIGHPATH 162	1230	307	20	304,0	260,0
HIGHPATH 162W	1230	315	20	312,0	267,0
HIGHPATH 165	1250	317	20	314,0	270,0
HIGHPATH 146	1105	286	20	284,0	243,0
HIGHPATH 150	1140	291	20	288,0	247,0
HIGHPATH 153	1170	298	20	295,0	252,0
HIGHPATH 156	1185	301	20	298,0	255,0
HIGHPATH 159	1210	304	20	301,0	257,0
HIGHPATH 159W	1210	312	20	309,0	265,0
HIGHPATH 162	1230	307	20	304,0	260,0
HIGHPATH 162W	1230	315	20	312,0	267,0
HIGHPATH 165	1250	317	20	314,0	270,0
SIGHT 147	1110	287	20	284,0	244,0
SIGHT 150	1135	293	20	290,0	247,0
SIGHT 153	1160	296	20	293,0	250,0
SIGHT 156	1180	299	20	296,0	252,0
SIGHT 158W	1185	308	20	305,0	264,0
SIGHT 159	1200	304	20	301,0	256,0
SIGHT 162W	1215	317	20	314,0	271,0
SIGHT 166W	1245	312	20	318,0	275,0
SIGHT 147	1110	287	20	284,0	244,0
SIGHT 150	1135	293	20	290,0	247,0
SIGHT 153	1160	296	20	293,0	250,0
SIGHT 156	1180	299	20	296,0	252,0
SIGHT 158W	1185	308	20	305,0	264,0
SIGHT 159	1200	304	20	301,0	256,0
SIGHT 162W	1215	317	20	314,0	271,0
SIGHT 166W	1245	312	20	318,0	275,0
DANCEHAUL 143	1075	294	0	282,0	247,0
DANCEHAUL 147	1100	302	0	290,0	255,0
DANCEHAUL 152	1135	312	0	300,0	264,0
DANCEHAUL 157	1170	320	0	308,0	269,0
DANCEHAUL 143	1075	294	0	282,0	247,0
DANCEHAUL 147	1100	302	0	290,0	255,0
DANCEHAUL 152	1135	312	0	300,0	264,0
DANCEHAUL 157	1170	320	0	308,0	269,0
SUPER 8 PRO 154	1145	305	15	297,0	258,0
SUPER 8 PRO 157	1175	309	15	300,0	260,0
SUPER 8 PRO 160	1200	315	15	305,0	264,0
SUPER 8 PRO 163	1225	317	15	307,0	266,0
SUPER 8 PRO 154	1145	305	15	297,0	258,0
SUPER 8 PRO 157	1175	309	15	300,0	260,0
SUPER 8 PRO 160	1200	315	15	305,0	264,0
SUPER 8 PRO 163	1225	317	15	307,0	266,0
SUPER 8 151	1125	302	15	294,0	254,0
SUPER 8 154	1145	305	15	297,0	258,0
SUPER 8 157	1175	309	15	300,0	260,0
SUPER 8 160	1200	315	15	305,0	264,0
SUPER 8 163	1225	317	15	307,0	266,0
SUPER 8 166	1250	319	15	309,0	268,0
SUPER 8 151	1125	302	15	294,0	254,0
SUPER 8 154	1145	305	15	297,0	258,0
SUPER 8 157	1175	309	15	300,0	260,0

NAME	EFFECTIVE EDGE (MM)	NOSE WIDTH (MM)	SET BACK (MM)	TAIL WIDTH (MM)	WAIST WIDTH (MM)
<b>SUPER 8 160</b>	1200	315	15	305,0	264,0
<b>SUPER 8 163</b>	1225	317	15	307,0	266,0
<b>SUPER 8 166</b>	1250	319	15	309,0	268,0
<b>FREERIDE HILLSIDE</b>					
<b>HPS - WOLLE NYVELT FISH 153</b>	1130	305	15	293,0	260,0
<b>HPS - WOLLE NYVELT FISH 157</b>	1160	316	15	296,0	263,0
<b>HPS - WOLLE NYVELT FISH 162</b>	1200	314	15	302,0	268,0
<b>HPS - WOLLE NYVELT FISH 153</b>	1130	305	15	293,0	260,0
<b>HPS - WOLLE NYVELT FISH 157</b>	1160	316	15	296,0	263,0
<b>HPS - WOLLE NYVELT FISH 162</b>	1200	314	15	302,0	268,0
<b>HPS - LOUIF PARADIS 155</b>	1180	302	20	297,0	255,0
<b>HPS - LOUIF PARADIS 159</b>	1210	307	20	302,0	258,0
<b>HPS - LOUIF PARADIS 163</b>	1230	311	20	306,0	262,0
<b>HPS - LOUIF PARADIS 155</b>	1180	302	20	297,0	255,0
<b>HPS - LOUIF PARADIS 159</b>	1210	307	20	302,0	258,0
<b>HPS - LOUIF PARADIS 163</b>	1230	311	20	306,0	262,0
<b>HPS - TAKAHARU NAKAI 155</b>	1140	304	30	292,0	258,0
<b>HPS - TAKAHARU NAKAI 158</b>	1170	310	30	298,0	262,0
<b>HPS - TAKAHARU NAKAI 161</b>	1190	312	30	300,0	264,0
<b>HPS - TAKAHARU NAKAI 155</b>	1140	304	30	292,0	258,0
<b>HPS - TAKAHARU NAKAI 158</b>	1170	310	30	298,0	262,0
<b>HPS - TAKAHARU NAKAI 161</b>	1190	312	30	300,0	264,0
<b>SICKSTICK 153</b>	1165	299	20	287,0	252,0
<b>SICKSTICK 157</b>	1200	303	20	291,0	255,0
<b>SICKSTICK 161</b>	1225	307	20	295,0	258,0
<b>SICKSTICK 165</b>	1255	311	20	299,0	261,0
<b>SICKSTICK 153</b>	1165	299	20	287,0	252,0
<b>SICKSTICK 157</b>	1200	303	20	291,0	255,0
<b>SICKSTICK 161</b>	1225	307	20	295,0	258,0
<b>SICKSTICK 165</b>	1255	311	20	299,0	261,0
<b>HPS - ANNIE BOULANGER 149</b>	1105	297	30	287,0	250,0
<b>TOURING</b>					
<b>PREMIERE 154</b>					
<b>PREMIERE 159</b>	1190	295	15	283,0	255,0
<b>PREMIERE 165</b>	1240	298	20	286,0	258,0
<b>HPS - TAKA SPLIT 2.0 155</b>	1140	301	30	289,0	255,0
<b>HPS - TAKA SPLIT 2.0 158</b>	1170	307	30	295,0	259,0
<b>HPS - TAKA SPLIT 2.0 161</b>	1190	309	30	297,0	261,0
<b>HPS - TAKA SPLIT 2.0 155</b>	1140	301	30	289,0	255,0
<b>HPS - TAKA SPLIT 2.0 158</b>	1170	307	30	295,0	259,0
<b>HPS - TAKA SPLIT 2.0 161</b>	1190	309	30	297,0	261,0
<b>HIGHPATH SPLIT 156</b>	1185	298	30	295,0	252,0
<b>HIGHPATH SPLIT 159</b>	1210	301	30	298,0	254,0
<b>HIGHPATH SPLIT 162</b>	1230	304	30	301,0	257,0
<b>HIGHPATH SPLIT 156</b>	1185	298	30	295,0	252,0
<b>HIGHPATH SPLIT 159</b>	1210	301	30	298,0	254,0
<b>HIGHPATH SPLIT 162</b>	1230	304	30	301,0	257,0
<b>BELLEVUE SPLIT 148</b>	1095	290	20	282,0	242,0
<b>BELLEVUE SPLIT 152</b>	1120	294	20	286,0	245,0
<b>BELLEVUE SPLIT 148</b>	1095	290	20	282,0	242,0
<b>BELLEVUE SPLIT 152</b>	1120	294	20	286,0	245,0
<b>WOMEN FREESTYLE</b>					
<b>RUMBLE FISH 140</b>	1030	276	0	276,0	236,0
<b>RUMBLE FISH 144</b>	1070	280	0	280,0	239,0
<b>RUMBLE FISH 148</b>	1110	284	0	284,0	243,0
<b>RUMBLE FISH 152</b>	1150	289	0	289,0	246,0
<b>RUMBLE FISH 155</b>	1180	293	0	293,0	249,0
<b>RUMBLE FISH 140</b>	1030	276	0	276,0	236,0
<b>RUMBLE FISH 144</b>	1070	280	0	280,0	239,0
<b>RUMBLE FISH 148</b>	1110	284	0	284,0	243,0
<b>RUMBLE FISH 152</b>	1150	289	0	289,0	246,0
<b>RUMBLE FISH 155</b>	1180	293	0	293,0	249,0
<b>NO DRAMA 139</b>	1070	278	0	278,0	234,0
<b>NO DRAMA 143</b>	1100	281	0	281,0	237,0
<b>NO DRAMA 146</b>	1130	284	0	284,0	240,0
<b>NO DRAMA 149</b>	1150	287	0	287,0	243,0
<b>NO DRAMA 152</b>	1170	290	0	290,0	246,0
<b>NO DRAMA 139</b>	1070	278	0	278,0	234,0
<b>NO DRAMA 143</b>	1100	281	0	281,0	237,0
<b>NO DRAMA 146</b>	1130	284	0	284,0	240,0
<b>NO DRAMA 149</b>	1150	287	0	287,0	243,0
<b>NO DRAMA 152</b>	1170	290	0	290,0	246,0
<b>OH YEAH 138</b>	1075	283	0	283,0	238,0
<b>OH YEAH 143</b>	1115	285	0	285,0	240,0
<b>OH YEAH 147</b>	1150	287	0	287,0	242,0
<b>OH YEAH 151</b>	1170	292	0	292,0	247,0
<b>OH YEAH 138</b>	1075	283	0	283,0	238,0
<b>OH YEAH 143</b>	1115	285	0	285,0	240,0
<b>OH YEAH 147</b>	1150	287	0	287,0	242,0
<b>OH YEAH 151</b>	1170	292	0	292,0	247,0
<b>LOTUS LTD 135</b>	990	276	10	276,0	233,0
<b>LOTUS LTD 138</b>	1020	278	10	278,0	235,0
<b>LOTUS LTD 142</b>	1065	283	10	283,0	239,0
<b>LOTUS LTD 146</b>	1100	288	10	288,0	243,0
<b>LOTUS LTD 151</b>	1145	290	10	290,0	245,0
<b>LOTUS LTD 135</b>	990	276	10	276,0	233,0
<b>LOTUS LTD 138</b>	1020	278	10	278,0	235,0
<b>LOTUS LTD 142</b>	1065	283	10	283,0	239,0
<b>LOTUS LTD 146</b>	1100	288	10	288,0	243,0
<b>LOTUS LTD 151</b>	1145	290	10	290,0	245,0

NAME	EFFECTIVE EDGE (MM)	NOSE WIDTH (MM)	SET BACK (MM)	TAIL WIDTH (MM)	WAIST WIDTH (MM)
<b>LOTUS 135</b>	990	276	10	276,0	233,0
<b>LOTUS 138</b>	1020	278	10	278,0	235,0
<b>LOTUS 142</b>	1065	283	10	283,0	239,0
<b>LOTUS 146</b>	1100	288	10	288,0	243,0
<b>LOTUS 151</b>	1145	290	10	290,0	245,0
<b>LOTUS 155</b>	1175	292	10	292,0	246,0
<b>LOTUS 135</b>	990	276	10	276,0	233,0
<b>LOTUS 138</b>	1020	278	10	278,0	235,0
<b>LOTUS 142</b>	1065	283	10	283,0	239,0
<b>LOTUS 146</b>	1100	288	10	288,0	243,0
<b>LOTUS 151</b>	1145	290	10	290,0	245,0
<b>LOTUS 155</b>	1175	292	10	292,0	246,0
<b>WOMEN ALL MOUNTAIN FREERIDE</b>					
<b>BELLEVUE 144</b>	1065	288	20	281,0	242,0
<b>BELLEVUE 148</b>	1095	293	20	285,0	245,0
<b>BELLEVUE 152</b>	1120	297	20	289,0	248,0
<b>BELLEVUE 155</b>	1145	301	20	292,0	251,0
<b>BELLEVUE 144</b>	1065	288	20	281,0	242,0
<b>BELLEVUE 148</b>	1095	293	20	285,0	245,0
<b>BELLEVUE 152</b>	1120	297	20	289,0	248,0
<b>BELLEVUE 155</b>	1145	301	20	292,0	251,0
<b>WONDER 140</b>	1030	282	10	282,0	237,0
<b>WONDER 144</b>	1065	284	10	284,0	239,0
<b>WONDER 148</b>	1090	288	15	288,0	243,0
<b>WONDER 152</b>	1140	290	15	290,0	245,0
<b>WONDER 155</b>	1170	296	15	296,0	251,0
<b>WONDER 140</b>	1030	282	10	282,0	237,0
<b>WONDER 144</b>	1065	284	10	284,0	239,0
<b>WONDER 148</b>	1090	288	15	288,0	243,0
<b>WONDER 152</b>	1140	290	15	290,0	245,0
<b>WONDER 155</b>	1170	296	15	296,0	251,0
<b>JUNIOR</b>					
<b>DANCEHAUL GROM 125</b>	935	280	0	270,0	235,0
<b>DANCEHAUL GROM 135</b>	1010	285	0	280,0	240,0
<b>DANCEHAUL GROM 125</b>	935	280	0	270,0	235,0
<b>DANCEHAUL GROM 135</b>	1010	285	0	280,0	240,0
<b>HUCK KNIFE GROM 130</b>	990	278	0	278,0	234,0
<b>HUCK KNIFE GROM 135</b>	1030	278	0	278,0	234,0
<b>HUCK KNIFE GROM 139</b>	1070	278	0	278,0	234,0
<b>HUCK KNIFE GROM 143</b>	1100	281	0	281,0	237,0
<b>HUCK KNIFE GROM 130</b>	990	278	0	278,0	234,0
<b>HUCK KNIFE GROM 135</b>	1030	278	0	278,0	234,0
<b>HUCK KNIFE GROM 139</b>	1070	278	0	278,0	234,0
<b>HUCK KNIFE GROM 143</b>	1100	281	0	281,0	237,0
<b>SLEEPWALKER GROM 127</b>	965	277	0	277,0	234,0
<b>SLEEPWALKER GROM 133</b>	1025	280	0	280,0	236,0
<b>SLEEPWALKER GROM 138</b>	1075	283	0	283,0	238,0
<b>SLEEPWALKER GROM 143</b>	1115	285	0	285,0	240,0
<b>SLEEPWALKER GROM 145W</b>	1135	288	0	288,0	244,0
<b>SLEEPWALKER GROM 127</b>	965	277	0	277,0	234,0
<b>SLEEPWALKER GROM 133</b>	1025	280	0	280,0	236,0
<b>SLEEPWALKER GROM 138</b>	1075	283	0	283,0	238,0
<b>SLEEPWALKER GROM 143</b>	1115	285	0	285,0	240,0
<b>SLEEPWALKER GROM 145W</b>	1135	288	0	288,0	244,0
<b>OH YEAH GROM 127</b>	965	277	0	277,0	234,0
<b>OH YEAH GROM 133</b>	1025	280	0	280,0	236,0
<b>OH YEAH GROM 138</b>	1075	283	0	283,0	238,0
<b>OH YEAH GROM 127</b>	965	277	0	277,0	234,0
<b>OH YEAH GROM 133</b>	1025	280	0	280,0	236,0
<b>OH YEAH GROM 138</b>	1075	283	0	283,0	238,0
<b>GRAIL 110</b>	770	232	0	232,0	205,0
<b>GRAIL 115</b>	810	242	0	242,0	214,0
<b>GRAIL 120</b>	850	252	0	252,0	222,0
<b>GRAIL 125</b>	900	260	0	260,0	228,0
<b>GRAIL 130</b>	940	267	0	267,0	235,0
<b>GRAIL 110</b>	770	232	0	232,0	205,0
<b>GRAIL 115</b>	810	242	0	242,0	214,0
<b>GRAIL 120</b>	850	252	0	252,0	222,0
<b>GRAIL 125</b>	900	260	0	260,0	228,0
<b>GRAIL 130</b>	940	267	0	267,0	235,0
<b>GRACE 110</b>	770	232	0	232,0	205,0
<b>GRACE 115</b>	810	242	0	242,0	214,0
<b>GRACE 120</b>	850	252	0	252,0	222,0
<b>GRACE 125</b>	900	260	0	260,0	228,0
<b>GRACE 130</b>	940	267	0	267,0	235,0
<b>GRACE 110</b>	770	232	0	232,0	205,0
<b>GRACE 115</b>	810	242	0	242,0	214,0
<b>GRACE 120</b>	850	252	0	252,0	222,0
<b>GRACE 125</b>	900	260	0	260,0	228,0
<b>GRACE 130</b>	940	267	0	267,0	235,0
<b>TEAM 90</b>	600	204	0	204,0	180,0
<b>TEAM 100</b>	680	217	0	217,0	192,0
<b>TEAM 110</b>	770	232	0	232,0	205,0
<b>TEAM 90</b>	600	204	0	204,0	180,0
<b>TEAM 100</b>	680	217	0	217,0	192,0
<b>TEAM 110</b>	770	232	0	232,0	205,0
<b>TEAM PACKAGE 90</b>	600	204	0	204,0	180,0
<b>TEAM PACKAGE 100</b>	680	217	0	217,0	192,0
<b>TEAM PACKAGE 90</b>	600	204	0	204,0	180,0
<b>TEAM PACKAGE 100</b>	680	217	0	217,0	192,0





## *SNOWBOARD BINDINGS*





**MEN**



**QUANTUM CARBON**  
L41510900



**HIGHLANDER BLACK**  
L41196900



**HIGHLANDER BURNT OCHRE**  
L41776800



**HOLOGRAM BLACK**  
L41504400



**HOLOGRAM WHITE**  
L41776600



**HOLOGRAM PURPLE**  
L41776700



**DISTRICT PRO TEAM**  
L47034200

**NEW**



**DISTRICT HPS**  
L41509000



**DISTRICT BLACK**  
L41776000



**DISTRICT WHITE**  
L41776100



**DISTRICT YELLOW**  
L41776200



**ALIBI PRO BLACK**  
L41509100



**ALIBI PRO SAGE**  
L41776500



**TRIGGER BLACK**  
L41509300



**TRIGGER RAINY DAY**  
L41776400

**MEN**

NAME	REFERENCE	COLOR	FLEX	BASEPLATE	HIGHBACK	PADDING	STRAPS	RATCHETS	SIZES	PRICES € SRP
<b>QUANTUM CARBON</b>	L41510900	Black/Grey	Responsive	Shadow Fit baseplate / Carbon -lite / Adjustable toe ramp / Universal Disc / IMS / Kevlar Quickwire / Power hook / Unite disc compatibility	Quantum 12° Pre-rotated shape	Canted Footbed Optivibe	Shadow Lite strap Locked-up toe strap	MP Ratchet Aluminum Buckle	S M L	470,00 €
<b>HIGHLANDER BLACK</b>	L41196900	Black	Responsive	Shadow Fit baseplate / Composite 45% / Adjustable toe ramp / Universal Disc / IMS / Kevlar Quickwire / Power hook / Unite disc compatibility	Minima 3D 12° Pre-rotated shape	Canted Footbed Optivibe	Shadow Lite strap Locked-up toe strap	MP Ratchet Aluminum Buckle	S M L	370,00 €
<b>HIGHLANDER BURNT OCHRE</b>	L41776800	Burnt Ochre	Responsive	Shadow Fit baseplate / Composite 45% / Adjustable toe ramp / Universal Disc / IMS / Kevlar Quickwire / Power hook / Unite disc compatibility	Minima 3D 12° Pre-rotated shape	Canted Footbed Optivibe	Shadow Lite strap Locked-up toe strap	MP Ratchet Aluminum Buckle	S M L	370,00 €
<b>HOLOGRAM BLACK</b>	L41504400	Black	Medium	Shadow Fit baseplate / Composite 45% / Adjustable toe ramp / Universal Disc / IMS / Kevlar Quickwire / Power hook / Unite disc compatibility	Hologram 12° Pre-rotated shape	Canted Footbed Optivibe	Shadow Strap Locked-up toe strap	MP Ratchet Aluminum Buckle	S M L	320,00 €
<b>HOLOGRAM WHITE</b>	L41776600	White	Medium	Shadow Fit baseplate / Composite 45% / Adjustable toe ramp / Universal Disc / IMS / Kevlar Quickwire / Power hook / Unite disc compatibility	Hologram 12° Pre-rotated shape	Canted Footbed Optivibe	Shadow Strap Locked-up toe strap	MP Ratchet Aluminum Buckle	S M L	320,00 €
<b>HOLOGRAM PURPLE</b>	L41776700	Purple	Medium	Shadow Fit baseplate / Composite 45% / Adjustable toe ramp / Universal Disc / IMS / Kevlar Quickwire / Power hook / Unite disc compatibility	Hologram 12° Pre-rotated shape	Canted Footbed Optivibe	Shadow Strap Locked-up toe strap	MP Ratchet Aluminum Buckle	S M L	320,00 €
<b>DISTRICT PRO TEAM</b>	L47034200	Metallic gold	Responsive	Shadow Fit baseplate / Composite 45% / Adjustable toe ramp / Universal Disc / IMS / Kevlar Quickwire / Power hook / Unite disc compatibility	District 12° Pre-rotated shape	Canted Footbed Optivibe	Shadow Lite strap Locked-up toe strap	MP Ratchet Aluminum Buckle	S M L	300,00 €
<b>DISTRICT HPS</b>	L41509000	Green/Sand	Medium	Shadow Fit baseplate / Composite 30% / Adjustable toe ramp / Universal Disc / IMS / Kevlar Quickwire / Power hook / Unite disc compatibility	District 12° Pre-rotated shape	Vibe Canted Footbed Full EVA	Shadow Lite strap Lock-In toe strap	MP Ratchet Aluminum Buckle	S M L	300,00 €
<b>DISTRICT BLACK</b>	L41776000	Black	Medium	Shadow Fit baseplate / Composite 30% / Adjustable toe ramp / Universal Disc / IMS / Kevlar Quickwire / Power hook / Unite disc compatibility	District 12° Pre-rotated shape	Canted Footbed Full EVA	Asym shadow strap Supreme lite toe strap	MP Ratchet Aluminum Buckle	S M L	270,00 €
<b>DISTRICT WHITE</b>	L41776100	White	Medium	Shadow Fit baseplate / Composite 30% / Adjustable toe ramp / Universal Disc / IMS / Kevlar Quickwire / Power hook / Unite disc compatibility	District 12° Pre-rotated shape	Canted Footbed Full EVA	Asym shadow strap Supreme lite toe strap	MP Ratchet Aluminum Buckle	S M L	270,00 €
<b>DISTRICT YELLOW</b>	L41776200	Golden Yellow	Medium	Shadow Fit baseplate / Composite 30% / Adjustable toe ramp / Universal Disc / IMS / Kevlar Quickwire / Power hook / Unite disc compatibility	District 12° Pre-rotated shape	Canted Footbed Full EVA	Asym shadow strap Supreme lite toe strap	MP Ratchet Aluminum Buckle	S M L	270,00 €
<b>ALIBI PRO BLACK</b>	L41509100	Black	Responsive	Blaster Baseplate / Composite 45% / Adjustable toe ramp / Universal Disc / IMS / Unite disc compatibility	Alibi HB Filter 12° Pre-rotated shape	AIR Bed Canted Footbed	Shadow Lite strap Locked-up toe strap	MP Ratchet Aluminum Buckle	S M L	260,00 €
<b>ALIBI PRO SAGE</b>	L41776500	Sage	Responsive	Blaster Baseplate / Composite 45% / Adjustable toe ramp / Universal Disc / IMS / Unite disc compatibility	Alibi HB Filter 12° Pre-rotated shape	AIR Bed Canted Footbed	Shadow Lite strap Locked-up toe strap	MP Ratchet Aluminum Buckle	S M L	260,00 €
<b>TRIGGER BLACK</b>	L41509300	Black	Medium	Blaster Baseplate / Composite 30% / Adjustable toe ramp / Universal Disc / IMS / Unite disc compatibility	Trigger HB Filter 12° Pre-rotated shape	Canted Footbed Full EVA	Shadow Strap Locked-up toe strap	MP Ratchet Aluminum Buckle	S M L	220,00 €
<b>TRIGGER RAINY DAY</b>	L41776400	Rainy day	Medium	Blaster Baseplate / Composite 30% / Adjustable toe ramp / Universal Disc / IMS / Unite disc compatibility	Trigger HB Filter 12° Pre-rotated shape	Canted Footbed Full EVA	Shadow Strap Locked-up toe strap	MP Ratchet Aluminum Buckle	S M L	220,00 €

**MEN**



**RHYTHM BLACK**  
L41777400

**NEW**



**RHYTHM WHITE**  
L41777500

**NEW**



**RHYTHM RED**  
L41777600

**NEW**



**RHYTHM SAGE**  
L41777700

**NEW**



**RHYTHM NEON ORANGE**  
L41777800

**NEW**



**PACT BLACK**  
L41776300

	NAME	REFERENCE	COLOR	FLEX	BASEPLATE	HIGHBACK	PADDING	STRAPS	RATCHETS	SIZES	PRICES € SRP
<b>MEN</b>	<b>RHYTHM BLACK</b>	L41777400	Black	Soft	Rhythm baseplate / Composite 30% / Adjustable toe ramp / Universal Disc / IMS / Unite disc compatibility	Rhythm HB Filter 12° Pre-rotated shape	Canted Footbed Full EVA	Supreme lite ankle strap Supreme lite toe strap	MP Ratchet Composite Buckle	S M L	170,00 €
	<b>RHYTHM WHITE</b>	L41777500	White	Soft	Rhythm baseplate / Composite 30% / Adjustable toe ramp / Universal Disc / IMS / Unite disc compatibility	Rhythm HB Filter 12° Pre-rotated shape	Canted Footbed Full EVA	Supreme lite ankle strap Supreme lite toe strap	MP Ratchet Composite Buckle	S M L	170,00 €
	<b>RHYTHM RED</b>	L41777600	Red	Soft	Rhythm baseplate / Composite 30% / Adjustable toe ramp / Universal Disc / IMS / Unite disc compatibility	Rhythm HB Filter 12° Pre-rotated shape	Canted Footbed Full EVA	Supreme lite ankle strap Supreme lite toe strap	MP Ratchet Composite Buckle	S M L	170,00 €
	<b>RHYTHM SAGE</b>	L41777700	Sage	Soft	Rhythm baseplate / Composite 30% / Adjustable toe ramp / Universal Disc / IMS / Unite disc compatibility	Rhythm HB Filter 12° Pre-rotated shape	Canted Footbed Full EVA	Supreme lite ankle strap Supreme lite toe strap	MP Ratchet Composite Buckle	S M L	170,00 €
	<b>RHYTHM NEON ORANGE</b>	L41777800	Neon orange	Soft	Rhythm baseplate / Composite 30% / Adjustable toe ramp / Universal Disc / IMS / Unite disc compatibility	Rhythm HB Filter 12° Pre-rotated shape	Canted Footbed Full EVA	Supreme lite ankle strap Supreme lite toe strap	MP Ratchet Composite Buckle	S M L	170,00 €
	<b>PACT BLACK</b>	L41776300	Black	Soft	Zone baseplate / Composite 30% / Adjustable toe ramp / Universal Disc / IMS / Unite disc compatibility	Pact HB Filter 12° Pre-rotated shape	EVA pad	3D prime ankle strap Lock-In Toe Strap	Composite Buckle	S M L	140,00 €

**WOMEN**



**HOLOGRAM W RAINY DAY**  
L41777100



**MIRAGE BLACK**  
L41776900



**MIRAGE LILAC**  
L41777000



**NESTA BLACK**  
L41778100  
**NEW**



**NESTA WHITE**  
L41778200  
**NEW**



**NESTA MINT**  
L41778300  
**NEW**



**RHYTHM MAUVE**  
L41777900  
**NEW**



**RHYTHM WHITE**  
L41777500  
**NEW**



**RHYTHM BLACK**  
L41777400  
**NEW**



**RHYTHM SAGE**  
L41777700  
**NEW**



**RHYTHM NEON ORANGE**  
L41777800  
**NEW**



**SPELL WHITE**  
L41777200

**WOMEN**

NAME	REFERENCE	COLOR	FLEX	BASEPLATE	HIGHBACK	PADDING	STRAPS	RATCHETS	SIZES	PRICES € SRP
<b>HOLOGRAM W RAINY DAY</b>	L41777100	Rainy day	Medium	Shadow Fit baseplate / Composite 45% / Adjustable toe ramp / Universal Disc / IMS / Kevlar Quickwire / Power hook / Unite disc compatibility	Hologram 12° Pre-rotated shape	Canted Footbed Optimibe	Shadow Strap Women specific geometry Locked-up toe strap	MP Ratchet Aluminum Buckle	S M	320,00 €
<b>MIRAGE BLACK</b>	L41776900	Black	Medium	Shadow Fit baseplate / Composite 30% / Adjustable toe ramp / Universal Disc / IMS / Kevlar Quickwire / Power hook / Unite disc compatibility	Mirage 12° Pre-rotated shape	Canted Footbed Full EVA	Asym shadow strap Women specific geometry Supreme lite toe strap	MP Ratchet Aluminum Buckle	S M	270,00 €
<b>MIRAGE LILAC</b>	L41777000	Lilac	Medium	Shadow Fit baseplate / Composite 30% / Adjustable toe ramp / Universal Disc / IMS / Kevlar Quickwire / Power hook / Unite disc compatibility	Mirage 12° Pre-rotated shape	Canted Footbed Full EVA	Asym shadow strap Women specific geometry Supreme lite toe strap	MP Ratchet Aluminum Buckle	S M	270,00 €
<b>NESTA BLACK</b>	L41778100	Black	Medium	Blaster Baseplate / Composite 30% / Adjustable toe ramp / Universal Disc / IMS / Unite disc compatibility	Rhythm HB Filter 12° Pre-rotated shape	Canted Footbed Full EVA	Supreme lite ankle strap Women specific geometry Supreme lite toe strap	MP Ratchet Aluminum Buckle	S M	220,00 €
<b>NESTA WHITE</b>	L41778200	White	Medium	Blaster Baseplate / Composite 30% / Adjustable toe ramp / Universal Disc / IMS / Unite disc compatibility	Rhythm HB Filter 12° Pre-rotated shape	Canted Footbed Full EVA	Supreme lite ankle strap Women specific geometry Supreme lite toe strap	MP Ratchet Aluminum Buckle	S M	220,00 €
<b>NESTA MINT</b>	L41778300	Mint	Medium	Blaster Baseplate / Composite 30% / Adjustable toe ramp / Universal Disc / IMS / Unite disc compatibility	Rhythm HB Filter 12° Pre-rotated shape	Canted Footbed Full EVA	Supreme lite ankle strap Women specific geometry Supreme lite toe strap	MP Ratchet Aluminum Buckle	S M	220,00 €
<b>RHYTHM MAUVE</b>	L41777900	Mauve	Soft	Rhythm baseplate / Composite 30% / Adjustable toe ramp / Universal Disc / IMS / Unite disc compatibility	Rhythm HB Filter 12° Pre-rotated shape	Canted Footbed Full EVA	Supreme lite ankle strap Supreme lite toe strap	MP Ratchet Composite Buckle	S M	170,00 €
<b>RHYTHM WHITE</b>	L41777500	White	Soft	Rhythm baseplate / Composite 30% / Adjustable toe ramp / Universal Disc / IMS / Unite disc compatibility	Rhythm HB Filter 12° Pre-rotated shape	Canted Footbed Full EVA	Supreme lite ankle strap Supreme lite toe strap	MP Ratchet Composite Buckle	S M L	170,00 €
<b>RHYTHM BLACK</b>	L41777400	Black	Soft	Rhythm baseplate / Composite 30% / Adjustable toe ramp / Universal Disc / IMS / Unite disc compatibility	Rhythm HB Filter 12° Pre-rotated shape	Canted Footbed Full EVA	Supreme lite ankle strap Supreme lite toe strap	MP Ratchet Composite Buckle	S M L	170,00 €
<b>RHYTHM SAGE</b>	L41777700	Sage	Soft	Rhythm baseplate / Composite 30% / Adjustable toe ramp / Universal Disc / IMS / Unite disc compatibility	Rhythm HB Filter 12° Pre-rotated shape	Canted Footbed Full EVA	Supreme lite ankle strap Supreme lite toe strap	MP Ratchet Composite Buckle	S M L	170,00 €
<b>RHYTHM NEON ORANGE</b>	L41777800	Neon orange	Soft	Rhythm baseplate / Composite 30% / Adjustable toe ramp / Universal Disc / IMS / Unite disc compatibility	Rhythm HB Filter 12° Pre-rotated shape	Canted Footbed Full EVA	Supreme lite ankle strap Supreme lite toe strap	MP Ratchet Composite Buckle	S M L	170,00 €
<b>SPELL WHITE</b>	L41777200	White	Soft	Zone baseplate / Composite 30% / Adjustable toe ramp / Universal Disc / IMS / Unite disc compatibility	Pact HB Filter 12° Pre-rotated shape	EVA pad	3D prime ankle strap Women specific geometry Lock-In Toe Strap	Composite Buckle	S M	140,00 €



**JUNIOR**



**RHYTHM JR BLACK/WHITE**  
L41778000

**NEW**




**THE FUTURE**  
L41566800



**GOODTIME XS**  
L40900600

	NAME	REFERENCE	COLOR	FLEX	BASEPLATE	HIGHBACK	PADDING	STRAPS	RATCHETS	SIZES	PRICES € SRP
<b>JUNIOR</b>	<b>RHYTHM JR BLACK/WHITE</b>	L41778000	Black/White	Soft	Rhythm baseplate / Composite 30% / Adjustable toe ramp / Universal Disc / IMS / Unite disc compatibility	Rhythm HB Filter 12° Pre-rotated shape	Canted Footbed Full EVA	Supreme lite ankle strap Supreme lite toe strap	MP Ratchet Composite Buckle	S	320,00 €
	<b>THE FUTURE</b>	L41566800	Black/Mint	Soft	Future Baseplate / Composite 30% / Universal Disc / IMS / Unite disc compatibility	Future	EVA pad	Shadow Lite strap Locked-up toe strap	Composite Buckle	XS/S	270,00 €
	<b>GOODTIME XS</b>	L40900600	Black/Mint	Soft	Team baseplate / Composite 30%	GoodTime	EVA pad	2D prime ankle strap Lock-In Toe Strap	Composite Buckle	XS	270,00 €





## *SNOWBOARD BOOTS*



**MEN**



**TREK** L47033600  
**MALAMUTE DUAL BOA®** L41663800 **NEW**  
**MALAMUTE** L41672300 **NEW**  
**ECHO DUAL BOA®** L41656600 **NEW**  
**ECHO DUAL BOA® WIDE** L41656700 **NEW**



**ECHO LACE SJ BOA®** L41567200 **NEW**  
**DIALOGUE DUAL BOA®** L41427500  
**DIALOGUE DUAL BOA®** L41698900  
**DIALOGUE DUAL BOA® WIDE** L41482900  
**DIALOGUE LACE SJ BOA®** L41341800



**DIALOGUE LACE SJ BOA®** L41713300  
**DIALOGUE** L41427300  
**DIALOGUE WIDE** L41482400  
**LAUNCH BOA® SJ BOA®** L41552600  
**LAUNCH BOA® SJ BOA®** L41715700



**LAUNCH BOA® SJ BOA®** L41703500  
**LAUNCH LACE SJ BOA®** L41708700  
**LAUNCH LACE SJ BOA®** L41716500  
**LAUNCH** L41552400  
**FACTION BOA®** L41342400

**MEN**

NAME	REFERENCE	COLOR	SIZES	LACING SYSTEM	LINER	LINER FOAM	FOOTBED	OUTSOLE	PRICES € SRP
<b>TREK</b>	L47033600	Black Black White	25 -> 30.5	Laces / BOA® Trek / SS2 BOA® Lace / Power strap / Inner Heel Harness	Heel Grip Drive	Full Custom Fit Pro	Quickdry Insole Ortholite Eco Hybrid	Contagrip® rubber MTN GOAT	530,00 €
<b>MALAMUTE DUAL BOA®</b>	L41663800	Black Black Black	24 -> 31.5	SS2 BOA® Lace / H4 / M3 Dual Zone BOA® / Precision harness	Precision	Full Custom Fit	Quickdry Insole Ortholite Eco Hybrid	Contagrip® rubber MTN GOAT	470,00 €
<b>MALAMUTE</b>	L41672300	Black Black Black	24 -> 31.5	Powerlock / Precision harness	Precision	Full Custom Fit	Quickdry Insole Ortholite Eco Hybrid	Contagrip® rubber / MTN GOAT	420,00 €
<b>ECHO DUAL BOA®</b>	L41656600	Army green Black Rainy Day	25 -> 31.5	TX3 BOA® Lace / H4 / M3 Dual Zone BOA® / Precision harness	Precision	Full Custom Fit	Quickdry Insole Ortholite Eco Hybrid	Contagrip® rubber MTN GOAT	430,00 €
<b>ECHO DUAL BOA® WIDE</b>	L41656700	Army green Black Rainy Day	25 -> 31.5	TX3 BOA® Lace / H4 / M3 Dual Zone BOA® / Precision harness	Precision	Full Custom Fit	Quickdry Insole Ortholite Eco Hybrid	Contagrip® rubber MTN GOAT	430,00 €
<b>ECHO LACE SJ BOA®</b>	L41567200	Army green Black Burnt Ochre	25 -> 31.5	Laces / Power strap / STR8JKT BOA® PRO	Precision	Full Custom Fit	Quickdry Insole Ortholite Eco Hybrid	Contagrip® rubber MTN GOAT	400,00 €
<b>DIALOGUE DUAL BOA®</b>	L41427500	Black Black Magnet	25 -> 31.5	SS2 BOA® Lace / H4 / M3 Dual Zone BOA®	Response	Full Custom Fit	Ortholite C2 Quickdry Insole	DAMPLite® Contagrip® rubber	370,00 €
<b>DIALOGUE DUAL BOA®</b>	L41698900	Brown Black Sage	25 -> 31.5	SS2 BOA® Lace / H4 / M3 Dual Zone BOA®	Response	Full Custom Fit	Ortholite C2 Quickdry Insole	DAMPLite® Contagrip® rubber	370,00 €
<b>DIALOGUE DUAL BOA® WIDE</b>	L41482900	Black Black Magnet	25 -> 31.5	SS2 BOA® Lace / H4 / M3 Dual Zone BOA®	Response	Full Custom Fit	Ortholite C2 Quickdry Insole	DAMPLite® Contagrip® rubber	370,00 €
<b>DIALOGUE LACE SJ BOA®</b>	L41341800	Black Black Vetiver	25 -> 31.5	Laces / STR8JKT BOA®	Response	Full Custom Fit	Ortholite C2 Quickdry Insole	DAMPLite® Contagrip® rubber	350,00 €
<b>DIALOGUE LACE SJ BOA®</b>	L41713300	Fog Black White	25 -> 31.5	Laces / STR8JKT BOA®	Response	Full Custom Fit	Ortholite C2 Quickdry Insole	DAMPLite® Contagrip® rubber	350,00 €
<b>DIALOGUE</b>	L41427300	Black Black Magnet	25 -> 31.5	Zonelock	Response	Full Custom Fit	Ortholite C2 Quickdry Insole	DAMPLite® Contagrip® rubber	320,00 €
<b>DIALOGUE WIDE</b>	L41482400	Black Black Magnet	25 -> 30.5	Zonelock	Response	Full Custom Fit	Ortholite C2 Quickdry Insole	DAMPLite® Contagrip® rubber	320,00 €
<b>LAUNCH BOA® SJ BOA®</b>	L41552600	Black Black White	25 -> 31.5	BOA® Fit System / TX3 BOA® Lace / H4 coiler™ BOA® / STR8JKT BOA®	Comfort	Custom Fit	Ortholite C2	Feather Contagrip® rubber	320,00 €
<b>LAUNCH BOA® SJ BOA®</b>	L41715700	Sage Black White	25 -> 31.5	BOA® Fit System / TX3 BOA® Lace / H4 coiler™ BOA® / STR8JKT BOA®	Comfort	Custom Fit	Ortholite C2	Feather Contagrip® rubber	320,00 €
<b>LAUNCH BOA® SJ BOA®</b>	L41703500	Golden Yellow Black White	25 -> 31.5	BOA® Fit System / TX3 BOA® Lace / H4 coiler™ BOA® / STR8JKT BOA®	Comfort	Custom Fit	Ortholite C2	Feather Contagrip® rubber	320,00 €
<b>LAUNCH LACE SJ BOA®</b>	L41708700	Black Black White	25 -> 31.5	Laces / STR8JKT BOA®	Comfort	Custom Fit	Ortholite C2	Feather Contagrip® rubber	300,00 €
<b>LAUNCH LACE SJ BOA®</b>	L41716500	Team	25 -> 31.5	Laces / STR8JKT BOA®	Comfort	Custom Fit	Ortholite C2	Feather Contagrip® rubber	300,00 €
<b>LAUNCH</b>	L41552400	Black Black White	25 -> 31.5	Zonelock	Comfort	Custom Fit	Ortholite C2	Feather Contagrip® rubber	280,00 €
<b>FACTION BOA®</b>	L41342400	Black Black White	25 -> 31.5	BOA® Fit System / TX3 BOA® Lace / H4 coiler™ BOA®	Universal	Custom Fit	Imprint	D-Light	250,00 €

SNOWBOARD BOOTS



**MEN**



**FACTION BOA®**  
L41703600



**FACTION**  
L41264000



**TITAN BOA®**  
L41423100



**TITAN**  
L41341900

**WOMEN**



**KIANA DUAL BOA®**  
L41429100



**KIANA DUAL BOA®**  
L41699000



**KIANA**  
L41428600



**IVY BOA® SJ BOA®**  
L41707600



**IVY BOA® SJ BOA®**  
L47033800



**IVY BOA® SJ BOA®**  
L41716400



**IVY**  
L41707500



**PEARL BOA®**  
L41703900



**PEARL BOA®**  
L41707700



**PEARL**  
L41703800



**SCARLET BOA®**  
L41707900



**SCARLET**  
L41707800

	NAME	REFERENCE	COLOR	SIZES	LACING SYSTEM	LINER	LINER FOAM	FOOTBED	OUTSOLE	PRICES € SRP
<b>MEN</b>	<b>FACTION BOA®</b>	L41703600	Grey Black White	25 -> 31.5	BOA® Fit System / TX3 BOA® Lace / H4 coiler™ BOA®	Universal	Custom Fit	Imprint	D-Light	250,00 €
	<b>FACTION</b>	L41264000	Black White Black	25 -> 31.5	Zonelock	Universal	Custom Fit	Imprint	D-Light	220,00 €
	<b>TITAN BOA®</b>	L41423100	Black Black Roasted Cashew	25 -> 31.5	BOA® Fit System / H4 BOA® / TX3 BOA® Lace	Universal	Custom Fit	Imprint	D-Light	220,00 €
	<b>TITAN</b>	L41341900	Black Black Roasted Cashew	25 -> 31.5	Quicklock	Universal	Custom Fit	Imprint	D-Light	190,00 €
<b>WOMEN</b>	<b>KIANA DUAL BOA®</b>	L41429100	Black Black Silver	22 -> 27.5	SS2 BOA® Lace / H4 / M3 Dual Zone BOA®	Comfort	Custom Fit	Ortholite C2	DAMPLite® Contagrip® rubber	370,00 €
	<b>KIANA DUAL BOA®</b>	L41699000	Rainy Day Jacaranda White	22 -> 27.5	SS2 BOA® Lace / H4 / M3 Dual Zone BOA®	Comfort	Custom Fit	Ortholite C2	DAMPLite® Contagrip® rubber	370,00 €
	<b>KIANA</b>	L41428600	Black Black Silver	22 -> 27.5	Zonelock	Comfort	Custom Fit	Ortholite C2	DAMPLite® Contagrip® rubber	320,00 €
	<b>IVY BOA® SJ BOA®</b>	L41707600	Black Black Castlerock Gray	22 -> 27.5	BOA® Fit System / TX3 BOA® Lace / H4 coiler™ BOA® / STR8JKT BOA®	Comfort	Custom Fit	Ortholite C2	Feather Contagrip® rubber	320,00 €
	<b>IVY BOA® SJ BOA®</b>	L47033800	Evening Blue White Hint Of Mint	22 -> 27.5	BOA® Fit System / TX3 BOA® Lace / H4 coiler™ BOA® / STR8JKT BOA®	Comfort	Custom Fit	Ortholite C2	Feather Contagrip® rubber	320,00 €
	<b>IVY BOA® SJ BOA®</b>	L41716400	Team	22 -> 27.5	BOA® Fit System / TX3 BOA® Lace / H4 coiler™ BOA® / STR8JKT BOA®	Comfort	Custom Fit	Ortholite C2	Feather Contagrip® rubber	320,00 €
	<b>IVY</b>	L41707500	Black Black Asphalt	22 -> 27.5	Zonelock	Comfort	Custom Fit	Ortholite C2	Feather Contagrip® rubber	280,00 €
	<b>PEARL BOA®</b>	L41703900	Black White Gold	22 -> 27.5	BOA® Fit System / TX3 BOA® Lace / H4 coiler™ BOA®	Universal	Custom Fit	Imprint	D-Light	250,00 €
	<b>PEARL BOA®</b>	L41707700	Dusty Pink Burgundy Ligth pink	22 -> 27.5	BOA® Fit System / TX3 BOA® Lace / H4 coiler™ BOA®	Universal	Custom Fit	Imprint	D-Light	250,00 €
	<b>PEARL</b>	L41703800	Black White Gold	22 -> 27.5	Zonelock	Universal	Custom Fit	Imprint	D-Light	220,00 €
<b>SCARLET BOA®</b>	L41707900	Armygreen Rainy Day Black	22 -> 27.5	BOA® Fit System / H4 BOA® / TX3 BOA® Lace	Universal	Custom Fit	Imprint	D-Light	220,00 €	
<b>SCARLET</b>	L41707800	Armygreen Rainy Day Black	22 -> 27.5	Quicklock	Universal	Custom Fit	Imprint	D-Light	190,00 €	

**JUNIOR**



**PROJECT BOA®**  
L41681700

**NEW**

**WHIPSTAR**  
L41685300

	NAME	REFERENCE	COLOR	SIZES	LACING SYSTEM	LINER	LINER FOAM	FOOTBED	OUTSOLE	PRICES € SRP
<b>JUNIOR</b>	<b>PROJECT BOA®</b>	L41681700	Black Black White	20 -> 25	TX3 BOA® Lace M4 Junior BOA®	Comfort	Custom Fit	Evolution	D-Light	180,00 €
	<b>WHIPSTAR</b>	L41685300	Black Black White	17 -> 22	Dual EZ Velcro	Linerless	Classic Fit	Evolution	Shredder	110,00 €





## HELMETS



**RACE S/RACE**



**S RACE**  
L47021100



**S RACE**  
L47021200



**SRACE SL**  
L47021400



**SRACE SL**  
L47021500



**SRACE FIS INJECTED**  
L47021300

**ALL MOUNTAIN DRIVER**



**DRIVER PRIME SIGMA PHOTO MIPS**  
**NEW** L47007600



**DRIVER PRIME SIGMA PHOTO MIPS**  
**NEW** L47010000



**DRIVER PRIME SIGMA PHOTO MIPS**  
**NEW** L47010200



**DRIVER PRIME SIGMA PHOTO MIPS**  
**NEW** L47010300

	NAME	REFERENCE	COLOR	SIZES	WEIGHT (g)	SAFETY TECHNO	FIT	SHELL CONSTRUCTION	VENTILATION	LINING	KEY FEATURES	PRICES € SRP
<b>RACE</b>	<b>S/RACE</b>											
	<b>S RACE</b>	L47021100	White Gradient	XXS-XXL	580	EPS4D	Round fit	Full shell Kevlar + fiberglass shell	-	World Cup liner	EPS4D FIS approved Kevlar + fiberglass shell	250,00 €
	<b>S RACE</b>	L47021200	Blue	XXS-XXL	580	EPS4D	Round fit	Full shell Kevlar + fiberglass shell	-	World Cup liner	EPS4D FIS approved Kevlar + fiberglass shell	250,00 €
	<b>SRACE SL</b>	L47021400	White Gradient	XS-L	600	EPS4D SMART safety	Integrated Custom Dial Oval fit	Injected shell construction	Active ventilation Airflow concept TCS (thermo control system)	Advancedskin activedry Integrated summer pads Removable/washable World Cup liner	Chinguard included SMART safety World Cup liner	130,00 €
	<b>SRACE SL</b>	L47021500	Blue	XS-L	600	EPS4D SMART safety	Integrated Custom Dial Oval fit	Injected shell construction	Active ventilation Airflow concept TCS (thermo control system)	Advancedskin activedry Integrated summer pads Removable/washable World Cup liner	Chinguard included SMART safety World Cup liner	130,00 €
	<b>SRACE FIS INJECTED</b>	L47021300	White Gradient	XS-XXL	600	EPS4D	Round fit	Full shell Injected shell construction	-	World Cup liner	Full shell EPS4D FIS approved	180,00 €

	NAME	REFERENCE	COLOR	SIZES	WEIGHT (g)	SAFETY TECHNO	FIT	SHELL CONSTRUCTION	LENS	WEATHER	LINING	KEY FEATURES	PRICES € SRP
<b>ALL MOUNTAIN</b>	<b>DRIVER</b>												
	<b>DRIVER PRIME SIGMA PHOTO MIPS</b>	L47007600	Black	S-L	750	EPS4D MIPS Smart Safety 360 FIDLOCK	MaxFit Construction BOA 360 Oval Fit	Hybrid construction	Sigma Photo Sky blue	All Weather ☁️🌞	Merino wool Removable/washable	SIGMA Photochromic technology Interchangeable magnetic lens system Motion shield advanced	350,00 €
	<b>DRIVER PRIME SIGMA PHOTO MIPS</b>	L47010000	White	S-L	750	EPS4D MIPS Smart Safety 360 FIDLOCK	MaxFit Construction BOA 360 Oval Fit	Hybrid construction	Sigma Photo Poppy red	All Weather ☁️🌞	Merino wool Removable/washable	SIGMA Photochromic technology Interchangeable magnetic lens system Motion shield advanced	350,00 €
	<b>DRIVER PRIME SIGMA PHOTO MIPS</b>	L47010200	Grey .	S-L	750	EPS4D MIPS Smart Safety 360 FIDLOCK	MaxFit Construction BOA 360 Oval Fit	Hybrid construction	Sigma Photo Poppy red	All Weather ☁️🌞	Merino wool Removable/washable	SIGMA Photochromic technology Interchangeable magnetic lens system Motion shield advanced	350,00 €
	<b>DRIVER PRIME SIGMA PHOTO MIPS</b>	L47010300	White Moss	S-L	750	EPS4D MIPS Smart Safety 360 FIDLOCK	MaxFit Construction BOA 360 Oval Fit	Hybrid construction	Sigma Photo Sky blue	All Weather ☁️🌞	Merino wool Removable/washable	SIGMA Photochromic technology Interchangeable magnetic lens system Motion shield advanced	350,00 €



ALL MOUNTAIN PIONEER



**PIONEER LT VISOR PHOTO SIGMA**

L41532200



**PIONEER LT VISOR PHOTO**

L41531500



**PIONEER LT VISOR SIGMA**

L41531300



**PIONEER LT VISOR SIGMA**

L41531400



**PIONEER LT VISOR**

L41199900



**PIONEER LT VISOR**

L41200000



**PIONEER LT VISOR FLS**

L41529500

	NAME	REFERENCE	COLOR	SIZES	WEIGHT (g)	SAFETY TECHNO	FIT	SHELL CONSTRUCTION	LENS	WEATHER	LINING	KEY FEATURES	PRICES € SRP	
ALL MOUNTAIN	<b>PIONEER LT VISOR PHOTO SIGMA</b>	L41532200	Black	S-L	500	EPS4D		Integrated Custom Dial Oval fit MaxFit Construction	In-mold construction Thin shell technology	Sigma Photo sky blue	All Weather ☁️☀️❄️	Advancedskin activedry Removable/washable	Photochromic technology SIGMA Technology MaxFit Construction	230,00 €
	<b>PIONEER LT VISOR PHOTO</b>	L41531500	Black Beluga	S-L	500	EPS4D		Integrated Custom Dial Oval fit MaxFit Construction	In-mold construction Thin shell technology	Photochromic ML Red	All Weather ☁️☀️❄️	Advancedskin activedry Removable/washable	Photochromic technology EPS4D Integrated Custom Dial	210,00 €
	<b>PIONEER LT VISOR SIGMA</b>	L41531300	Black Grey	S-L	500	EPS4D		Integrated Custom Dial Oval fit MaxFit Construction	In-mold construction Thin shell technology	Sigma black gold	Universal ☁️☀️❄️	Advancedskin activedry Removable/washable	SIGMA Technology Integrated Custom Dial MaxFit Construction	210,00 €
	<b>PIONEER LT VISOR SIGMA</b>	L41531400	Black Goji Berry	S-L	500	EPS4D		Integrated Custom Dial Oval fit MaxFit Construction	In-mold construction Thin shell technology	Sigma poppy red	Universal ☁️☀️❄️	Advancedskin activedry Removable/washable	SIGMA Technology Integrated Custom Dial MaxFit Construction	210,00 €
	<b>PIONEER LT VISOR</b>	L41199900	Black	S-L	430	EPS4D		Integrated Custom Dial Oval fit MaxFit Construction	In-mold construction Thin shell technology	ML Mid blue	Universal ☁️☀️❄️	Advancedskin activedry Removable/washable	EPS4D Interchangeable lens system MaxFit Construction	190,00 €
	<b>PIONEER LT VISOR</b>	L41200000	Blue	S-L	430	EPS4D		Integrated Custom Dial Oval fit MaxFit Construction	In-mold construction Thin shell technology	ML Mid blue	Universal ☁️☀️❄️	Advancedskin activedry Removable/washable	EPS4D Interchangeable lens system MaxFit Construction	190,00 €
	<b>PIONEER LT VISOR FLS</b>	L41529500	Black	S-L	500	EPS4D		Integrated Custom Dial Oval fit MaxFit Construction	In-mold construction Thin shell technology	Flash silver mirror	Universal ☁️☀️❄️	Advancedskin activedry Removable/washable	EPS4D Interchangeable lens system MaxFit Construction	170,00 €



ALL MOUNTAIN PIONEER



**PIONEER LT PRO**  
NEW L47012800



**PIONEER LT PRO**  
NEW L47012900



**PIONEER LT PRO**  
NEW L47013000



**PIONEER LT PRO**  
NEW L47013100



**PIONEER LT**  
L41158100



**PIONEER LT**  
L41159100



**PIONEER LT**  
L41160000



**PIONEER LT ACCESS**  
L41199300



**PIONEER LT ACCESS**  
L41199400



**PIONEER LT ACCESS**  
L41523800

	NAME	REFERENCE	COLOR	SIZES	WEIGHT (g)	SAFETY TECHNO	FIT	SHELL CONSTRUCTION	VENTILATION	LINING	KEY FEATURES	PRICES € SRP
ALL MOUNTAIN	<b>PIONEER LT PRO</b>	L47012800	Black	S-L	360	EPS4D	Oval fit MaxFit Construction Integrated Custom Dial 360	In-mold construction Thin shell technology	Active ventilation	Advancedskin active dry Removable/ washable	Thin shell technology MaxFit Construction Integrated Custom Dial 360	140,00 €
	<b>PIONEER LT PRO</b>	L47012900	White	S-L	360	EPS4D	Oval fit MaxFit Construction Integrated Custom Dial 360	In-mold construction Thin shell technology	Active ventilation	Advancedskin active dry Removable/ washable	Thin shell technology MaxFit Construction Integrated Custom Dial 360	140,00 €
	<b>PIONEER LT PRO</b>	L47013000	Ebony	S-L	360	EPS4D	Oval fit MaxFit Construction Integrated Custom Dial 360	In-mold construction Thin shell technology	Active ventilation	Advancedskin active dry Removable/ washable	Thin shell technology MaxFit Construction Integrated Custom Dial 360	140,00 €
	<b>PIONEER LT PRO</b>	L47013100	Duck Green	S-L	360	EPS4D	Oval fit MaxFit Construction Integrated Custom Dial 360	In-mold construction Thin shell technology	Active ventilation	Advancedskin active dry Removable/ washable	Thin shell technology MaxFit Construction Integrated Custom Dial 360	140,00 €
	<b>PIONEER LT</b>	L41158100	Black	S-XL	370	EPS4D	Integrated Custom Dial Oval fit MaxFit Construction	In-mold construction	Active ventilation	Advancedskin active dry Removable/ washable	Active ventilation EPS4D MaxFit Construction	100,00 €
	<b>PIONEER LT</b>	L41159100	Dress Blue	S-XL	370	EPS4D	Integrated Custom Dial Oval fit MaxFit Construction	In-mold construction	Active ventilation	Advancedskin active dry Removable / washable	Active ventilation EPS4D MaxFit Construction	100,00 €
	<b>PIONEER LT</b>	L41160000	Red	S-XL	370	EPS4D	Integrated Custom Dial Oval fit MaxFit Construction	In-mold construction	Active ventilation	Advancedskin active dry Removable / washable	Active ventilation EPS4D MaxFit Construction	100,00 €
	<b>PIONEER LT ACCESS</b>	L41199300	Black	S-XL	340	EPS4D	Integrated Custom Dial Oval fit MaxFit Construction	In-mold construction	Airflow concept Passive	Advancedskin active dry Removable / washable	EPS4D In-mold construction MaxFit Construction	80,00 €
	<b>PIONEER LT ACCESS</b>	L41199400	Grey	S-XL	340	EPS4D	Integrated Custom Dial Oval fit MaxFit Construction	In-mold construction	Airflow concept Passive	Advancedskin active dry Removable / washable	EPS4D In-mold construction MaxFit Construction	80,00 €
	<b>PIONEER LT ACCESS</b>	L41523800	Roasted Cashew	S-XL	340	EPS4D	Integrated Custom Dial Oval fit MaxFit Construction	In-mold construction	Airflow concept Passive	Advancedskin active dry Removable / washable	EPS4D In-mold construction MaxFit Construction	80,00 €

ALL MOUNTAIN **ICON LT**



**ICON LT VISOR PHOTO SIGMA**

L41529800



**ICON LT VISOR SIGMA**

L41529600



**ICON LT VISOR SIGMA**

L41529700



**ICON LT VISOR**

L41199700



**ICON LT VISOR**

L41199800



**ICON LT VISOR FLS**

L41529300



**ICON LT PRO**

**NEW** L47013200



**ICON LT PRO**

**NEW** L47013300



**ICON LT PRO**

**NEW** L47013400



**ICON LT PRO**

**NEW** L47013500



**ICON LT**

L41160200



**ICON LT**

L41160100



**ICON LT ACCESS**

L41214200



**ICON LT ACCESS**

L41199100

	NAME	REFERENCE	COLOR	SIZES	WEIGHT (g)	SAFETY TECHNO	FIT	SHELL CONSTRUCTION	LENS	WEATHER	LINING	KEY FEATURES	PRICES € SRP
<b>ALL MOUNTAIN</b>	<b>ICON LT VISOR PHOTO SIGMA</b>	L41529800	Wisteria Navy	S - M	430	EPS4D	Integrated Custom Dial Oval Fit MaxFit Construction	In-mold construction Thin shell technology	Sigma Photo sky blue	All Weather	Advancedskin activedry Removable/ washable	SIGMA Technology Integrated Custom Dial MaxFit Construction SIGMA	230,00 €
	<b>ICON LT VISOR SIGMA</b>	L41529600	Black Pink Gold	S - M	430	EPS4D	Integrated Custom Dial Oval Fit MaxFit Construction	In-mold construction Thin shell technology	Sigma Silver Pink	Low Light	Advancedskin activedry Removable/ washable	Technology Integrated Custom Dial MaxFit Construction SIGMA	210,00 €
	<b>ICON LT VISOR SIGMA</b>	L41529700	Rainy Day	S - M	430	EPS4D	Integrated Custom Dial Oval Fit MaxFit Construction	In-mold construction Thin shell technology	Sigma black gold	Universal	Advancedskin activedry Removable/ washable	Technology Integrated Custom Dial MaxFit Construction	210,00 €
	<b>ICON LT VISOR</b>	L41199700	White	S - M	430	EPS4D	Integrated Custom Dial Oval fit MaxFit Construction	In-mold construction	ML Mid blue	Universal	Advancedskin activedry Removable/ washable	EPS4D Interchangeable lens system MaxFit Construction	190,00 €
	<b>ICON LT VISOR</b>	L41199800	Wisteria Navy	S - M	430	EPS4D	Integrated Custom Dial Oval fit MaxFit Construction	In-mold construction	ML Mid blue	Universal	Advancedskin activedry Removable/ washable	EPS4D Interchangeable lens system MaxFit Construction	190,00 €
	<b>ICON LT VISOR FLS</b>	L41529300	White	S - M	430	EPS4D	Integrated Custom Dial Oval Fit MaxFit Construction	In-mold construction Thin shell technology	Flash silver mirror	Universal	Advancedskin activedry Removable/ washable	EPS4D Integrated Custom Dial MaxFit Construction	170,00 €

										VENTILATION			
<b>ALL MOUNTAIN</b>	<b>ICON LT PRO</b>	L47013200	Black	S - M	360	EPS4D	Oval Fit MaxFit Construction Integrated Custom Dial 360	In-mold construction Thin shell technology		Active ventilation	Advancedskin activedry Removable/ washable	Thin shell technology MaxFit Construction Integrated Custom Dial 360	140,00 €
	<b>ICON LT PRO</b>	L47013300	White	S - M	360	EPS4D	Oval fit MaxFit Construction Integrated Custom Dial 360	In-mold construction Thin shell technology		Active ventilation	Advancedskin activedry Removable/ washable	Thin shell technology MaxFit Construction Integrated Custom Dial 360	140,00 €
	<b>ICON LT PRO</b>	L47013400	Wisteria Navy	S - M	360	EPS4D	Oval Fit MaxFit Construction Integrated Custom Dial 360	In-mold construction Thin shell technology		Active ventilation	Advancedskin activedry Removable/ washable	Thin shell technology MaxFit Construction Integrated Custom Dial 360	140,00 €
	<b>ICON LT PRO</b>	L47013500	White Moss	S - M	360	EPS4D	Oval Fit MaxFit Construction Integrated Custom Dial 360	In-mold construction Thin shell technology		Active ventilation	Advancedskin activedry Removable/ washable	Thin shell technology MaxFit Construction Integrated Custom Dial 360	140,00 €
	<b>ICON LT</b>	L41160200	White	S - M	370	EPS4D	Oval Fit Integrated Custom Dial MaxFit Construction	In-mold construction		Active ventilation	Advancedskin activedry Removable/ washable	EPS4D Integrated Custom Dial MaxFit Construction	100,00 €
	<b>ICON LT</b>	L41160100	Black	S - M	370	EPS4D	Integrated Custom Dial Oval Fit MaxFit Construction	In-mold construction		Active ventilation	Advancedskin activedry Removable/ washable	EPS4D Integrated Custom Dial MaxFit Construction	100,00 €
	<b>ICON LT ACCESS</b>	L41214200	Black	S - M	340	EPS4D	Integrated Custom Dial Oval Fit MaxFit Construction	In-mold construction		Airflow concept Passive	Advancedskin activedry Removable/ washable	EPS4D In-mold construction MaxFit Construction	80,00 €
	<b>ICON LT ACCESS</b>	L41199100	White	S - M	340	EPS4D	Integrated Custom Dial Oval fit MaxFit Construction	In-mold construction		Airflow concept Passive	Advancedskin activedry Removable/ washable	EPS4D In-mold construction MaxFit Construction	80,00 €

**FREERIDE HUSK**



**HUSK PRIME MIPS**  
NEW L47013600



**HUSK PRIME MIPS**  
NEW L47013700



**HUSK PRIME MIPS**  
NEW L47013800



**HUSK PRIME MIPS**  
NEW L47046300



**HUSK PRIME**  
L41528500



**HUSK PRIME**  
L41528600



**HUSK PRIME**  
L41528800



**HUSK PRIME**  
L41529000



**HUSK PRO MIPS**  
NEW L47014100



**HUSK PRO MIPS**  
NEW L47014200



**HUSK PRO MIPS**  
NEW L47014300



**HUSK PRO**  
L41527900



**HUSK PRO**  
L41528000



**HUSK PRO**  
L47014000



**HUSK PRO**  
L47013900



**HUSK PRO**  
L41528400

	NAME	REFERENCE	COLOR	SIZES	WEIGHT (g)	SAFETY TECHNO	FIT	SHELL CONSTRUCTION	VENTILATION	LINING	KEY FEATURES	PRICES € SRP
FREERIDE	<b>HUSK</b>											
	<b>HUSK PRIME MIPS</b>	L47013600	Black	S-L	430	EPS4D MIPS Smart Safety 360	Oval fit MaxFit Construction BOA 360	Hybrid construction Thin shell technology	Active ventilation Airflow concept	Merino wool Removable/washable	MIPS Merino wool BOA 360	230,00 €
	<b>HUSK PRIME MIPS</b>	L47013700	White	S-L	430	EPS4D MIPS Smart Safety 360	Oval fit MaxFit Construction BOA 360	Hybrid construction Thin shell technology	Active ventilation Airflow concept	Merino wool Removable/washable	MIPS Merino wool BOA 360	230,00 €
	<b>HUSK PRIME MIPS</b>	L47013800	Duck Green	S-L	430	EPS4D MIPS Smart Safety 360	Oval fit MaxFit Construction BOA 360	Hybrid construction Thin shell technology	Active ventilation Airflow concept	Merino wool Removable/washable	MIPS Merino wool BOA 360	230,00 €
	<b>HUSK PRIME MIPS</b>	L47046300	Evening Haze	S-L	430	EPS4D MIPS Smart Safety 360	Oval fit MaxFit Construction BOA 360	Hybrid construction Thin shell technology	Active ventilation Airflow concept	Merino wool Removable/washable	MIPS Merino wool BOA 360	230,00 €
	<b>HUSK PRIME</b>	L41528500	Black	S-L	470	EPS4D Smart Safety 360	Oval fit MaxFit Construction BOA 360	Hybrid construction Thin shell technology	Active ventilation Airflow concept	Merino wool Removable/washable	Active ventilation Smart Safety 360 BOA 360	200,00 €
	<b>HUSK PRIME</b>	L41528600	White	S-L	470	EPS4D Smart Safety 360	Oval fit MaxFit Construction BOA 360	Hybrid construction Thin shell technology	Active ventilation Airflow concept	Merino wool Removable/washable	Active ventilation Smart Safety 360 BOA 360	200,00 €
	<b>HUSK PRIME</b>	L41528800	Roasted Cashew	S-L	470	EPS4D Smart Safety 360	Oval fit MaxFit Construction BOA 360	Hybrid construction Thin shell technology	Active ventilation Airflow concept	Merino wool Removable/washable	Active ventilation Smart Safety 360 BOA 360	200,00 €
	<b>HUSK PRIME</b>	L41529000	Martini Olive	S-L	470	EPS4D Smart Safety 360	Oval fit MaxFit Construction BOA 360	Hybrid construction Thin shell technology	Active ventilation Airflow concept	Merino wool Removable/washable	Active ventilation Smart Safety 360 BOA 360	200,00 €
	<b>HUSK PRO MIPS</b>	L47014100	Black	S-L	430	EPS4D MIPS SMART safety	Oval fit MaxFit Construction Integrated Custom Dial 360	In-mold construction Thin shell technology	Active ventilation	Advancedskin activedry Removable/washable	Active ventilation MIPS Integrated Custom Dial 360	180,00 €
	<b>HUSK PRO MIPS</b>	L47014200	White	S-L	430	EPS4D MIPS SMART safety	Oval fit MaxFit Construction Integrated Custom Dial 360	In-mold construction Thin shell technology	Active ventilation	Advancedskin activedry Removable/washable	Active ventilation MIPS Integrated Custom Dial 360	180,00 €
	<b>HUSK PRO MIPS</b>	L47014300	Madder	S-L	430	EPS4D MIPS SMART safety	Oval fit MaxFit Construction Integrated Custom Dial 360	In-mold construction Thin shell technology	Active ventilation	Advancedskin activedry Removable/washable	Active ventilation MIPS Integrated Custom Dial 360	180,00 €
	<b>HUSK PRO</b>	L41527900	Black	S-L	420	EPS4D SMART safety	Oval fit MaxFit Construction Integrated Custom Dial 360	In-mold construction Thin shell technology	Active ventilation	Advancedskin activedry Removable/washable	SMART safety MaxFit Construction Integrated Custom Dial 360	150,00 €
	<b>HUSK PRO</b>	L41528000	White	S-L	420	EPS4D SMART safety	Oval fit MaxFit Construction Integrated Custom Dial 360	In-mold construction Thin shell technology	Active ventilation	Advancedskin activedry Removable/washable	SMART safety MaxFit Construction Integrated Custom Dial 360	150,00 €
	<b>HUSK PRO</b>	L47014000	Red Orange	S-L	420	EPS4D SMART safety	Oval fit MaxFit Construction Integrated Custom Dial 360	In-mold construction Thin shell technology	Active ventilation	Advancedskin activedry Removable/washable	SMART safety MaxFit Construction Integrated Custom Dial 360	150,00 €
	<b>HUSK PRO</b>	L47013900	Estate Blue	S-L	420	EPS4D SMART safety	Oval fit MaxFit Construction Integrated Custom Dial 360	In-mold construction Thin shell technology	Active ventilation	Advancedskin activedry Removable/washable	SMART safety MaxFit Construction Integrated Custom Dial 360	150,00 €
<b>HUSK PRO</b>	L41528400	Wrought Iron	S-L	420	EPS4D SMART safety	Oval fit MaxFit Construction Integrated Custom Dial 360	In-mold construction Thin shell technology	Active ventilation	Advancedskin activedry Removable/washable	SMART safety MaxFit Construction Integrated Custom Dial 360	150,00 €	



**FREERIDE HUSK**



**HUSK**  
L41527400



**HUSK**  
L41527500



**HUSK**  
L41527800



**HUSK**  
L47014400

**FREERIDE MTN LAB**



**MTN LAB**  
**NEW** L47014500



**MTN LAB**  
**NEW** L47014600



**MTN LAB**  
**NEW** L47014800

**FREERIDE BRIGADE + / SPELL -**



**BRIGADE-**  
L40536800



**BRIGADE-**  
L41161900



**BRIGADE-**  
L41161800



**SPELL-**  
L41523400

	NAME	REFERENCE	COLOR	SIZES	WEIGHT (g)	SAFETY TECHNO	FIT	SHELL CONSTRUCTION	VENTILATION	LINING	KEY FEATURES	PRICES € SRP
<b>FREERIDE</b>	<b>HUSK</b>											
	<b>HUSK</b>	L41527400	Black	S-L	350	EPS4D	Integrated Custom Dial Oval fit MaxFit Construction	In-mold construction Thin shell technology	Airflow concept	Advancedskin activedry Removable/ washable	EPS4D Integrated Custom Dial MaxFit Construction	100,00 €
	<b>HUSK</b>	L41527500	White	S-L	350	EPS4D	Integrated Custom Dial Oval fit MaxFit Construction	In-mold construction Thin shell technology	Airflow concept	Advancedskin activedry Removable/ washable	EPS4D Integrated Custom Dial MaxFit Construction	100,00 €
	<b>HUSK</b>	L41527800	Neon Green	S-L	350	EPS4D	Integrated Custom Dial Oval fit MaxFit Construction	In-mold construction Thin shell technology	Airflow concept	Advancedskin activedry Removable/ washable	EPS4D Integrated Custom Dial MaxFit Construction	100,00 €
	<b>HUSK</b>	L47014400	Mallard Blue	S-L	350	EPS4D	Integrated Custom Dial Oval fit MaxFit Construction	In-mold construction Thin shell technology	Airflow concept	Advancedskin activedry Removable/ washable	EPS4D Integrated Custom Dial MaxFit Construction	100,00 €
<b>MTN LAB</b>	<b>MTN LAB</b>											
	<b>MTN LAB</b>	L47014500	Black	S-L	365	EPS4D	Custom Dial fit system Round fit	In-mold construction	Airflow concept Passive	+1 Extra summer liner Advancedskin activedry Integrated summer pads Merino wool Removable/ washable	Custom Dial fit system EPS4D Merino wool Triple norms	180,00 €
	<b>MTN LAB</b>	L47014600	Rainy Day	S-L	365	EPS4D	Custom Dial fit system Round fit	In-mold construction	Airflow concept Passive	+1 Extra summer liner Advancedskin activedry Integrated summer pads Merino wool Removable/ washable	Custom Dial fit system EPS4D Merino wool Triple norms	180,00 €
	<b>MTN LAB</b>	L47014800	Bleached Aqua	S-L	365	EPS4D	Custom Dial fit system Round fit	In-mold construction	Airflow concept Passive	+1 Extra summer liner Advancedskin activedry Integrated summer pads Merino wool Removable/ washable	Custom Dial fit system EPS4D Merino wool Triple norms	180,00 €
<b>BRIGADE - / SPELL +</b>	<b>BRIGADE - / SPELL +</b>											
	<b>BRIGADE-</b>	L40536800	All Black	S-XL	450	EPS4D SMART safety	Integrated Custom Dial Oval fit	Injected shell construction	Airflow concept TCS (thermo control system)	Advancedskin activedry Removable/ washable	EPS4D Injected shell construction SMART safety	100,00 €
	<b>BRIGADE-</b>	L41161900	Ebony	S-XL	450	EPS4D SMART safety	Integrated Custom Dial Oval fit	Injected shell construction	Airflow concept TCS (thermo control system)	Advancedskin activedry Removable/ washable	EPS4D Injected shell construction SMART safety	100,00 €
	<b>BRIGADE-</b>	L41161800	Madder	S-XL	450	EPS4D SMART safety	Integrated Custom Dial Oval fit	Injected shell construction	Airflow concept TCS (thermo control system)	Advancedskin activedry Removable/ washable	EPS4D Injected shell construction SMART safety	100,00 €
	<b>SPELL-</b>	L41523400	White	S-M	450	EPS4D SMART safety	Integrated Custom Dial Oval fit	Injected shell construction	Active ventilation Airflow concept TCS (thermo control system)	Advancedskin activedry Removable/ washable	EPD4D Injected Shell Construction Smart Safety	100,00 €



**FREERIDE BRIGADE / SPELL**



**BRIGADE**  
L40537200



**BRIGADE**  
L41522900



**BRIGADE**  
L41162800



**SPELL**  
L41163000

	NAME	REFERENCE	COLOR	SIZES	WEIGHT (g)	SAFETY TECHNO	FIT	SHELL CONSTRUCTION	VENTILATION	LINING	KEY FEATURES	PRICES € SRP
<b>FREERIDE</b>	<b>BRIGADE / SPELL</b>											
	<b>BRIGADE</b>	L40537200	Black	S - XL	430	EPS4D	Integrated Custom Dial Oval fit	Injected shell construction	Airflow concept Passive TCS (thermo control system)	Advancedskin activedry Removable/ washable	Airflow concept EPS4D Injected shell construction	80,00 €
	<b>BRIGADE</b>	L41522900	Mallard Blue	S - XL	430	EPS4D	Integrated Custom Dial Oval fit	Injected shell construction	Airflow concept Passive TCS (thermo control system)	Advancedskin activedry Removable/ washable	Airflow concept EPS4D Injected shell construction	80,00 €
	<b>BRIGADE</b>	L41162800	Red Orange	S - XL	430	EPS4D	Integrated Custom Dial Oval fit	Injected shell construction	Airflow concept Passive TCS (thermo control system)	Advancedskin activedry Removable/ washable	Airflow concept EPS4D Injected shell construction	80,00 €
	<b>SPELL</b>	L41163000	Beige	S - M	430	EPS4D	Integrated Custom Dial Oval fit	Injected shell construction	Airflow concept Passive TCS (thermo control system)	Advancedskin activedry Removable/ washable	Airflow concept EPS4D Injected shell construction	80,00 €

**JUNIOR S/RACE**



**SRACE FIS INJECTED JR**  
L47021600

**JUNIOR PIONEER LT JR**



**PIONEER LT JR**  
L41526300



**PIONEER LT JR**  
L41526500



**PIONEER LT JR**  
L41526700

**JUNIOR HUSK**



**HUSK JR**  
L47015100



**HUSK JR**  
L47015200



**HUSK JR**  
L47015300

**KIDS GROM**



**GROM**  
L39161800



**GROM**  
L40836500



**GROM**  
L40836800



**GROM**  
L39914900



**GROM**  
L40836600

**KIDS GROM VISOR**



**GROM VISOR**  
L39916300



**GROM VISOR**  
L40836900



**GROM VISOR**  
L40539600



**GROM VISOR**  
L39916200



**GROM VISOR**  
L40837000

	NAME	REFERENCE	COLOR	SIZES	WEIGHT (g)	SAFETY TECHNO	FIT	SHELL CONSTRUCTION	VENTILATION	LINING	KEY FEATURES	PRICES € SRP
<b>JUNIOR</b>	<b>S/RACE</b>											
	<b>SRACE FIS INJECTED JR</b>	L47021600	White Gradient	JXXS-JRM	600	EPS4D TWICEME	Round fit	Full shell Injected shell construction	-	World Cup liner	Full shell FIS approved TWICEME	100,00 €
	<b>PIONEER LT JR</b>											
	<b>PIONEER LT JR</b>	L41526300	Black	JRXS - JRM	330	EPS4D TWICEME	Integrated Custom Dial Oval fit MaxFit Construction	In-mold construction Thin shell technology	Passive	Removable/washable	In-mold construction TWICEME MaxFit Construction	70,00 €
	<b>PIONEER LT JR</b>	L41526500	Estate Blue	JRXS - JRM	330	EPS4D TWICEME	Integrated Custom Dial Oval fit MaxFit Construction	In-mold construction Thin shell technology	Passive	Removable/washable	In-mold construction TWICEME MaxFit Construction	70,00 €
	<b>PIONEER LT JR</b>	L41526700	White	JRXS - JRM	330	EPS4D TWICEME	Integrated Custom Dial Oval fit MaxFit Construction	In-mold construction Thin shell technology	Passive	Removable/washable	In-mold construction TWICEME MaxFit Construction	70,00 €
<b>JUNIOR</b>	<b>HUSK JR</b>											
	<b>HUSK JR</b>	L47015100	Black	JRS - JRM	385	EPS4D TWICEME	Integrated Custom Dial Oval fit MaxFit Construction	In-mold construction Thin shell technology	Airflow concept Passive	Advancedskin activedry Removable/washable	Integrated Custom Dial TWICEME MaxFit Construction	80,00 €
	<b>HUSK JR</b>	L47015200	Neon Orange	JRS - JRM	385	EPS4D TWICEME	Integrated Custom Dial Oval fit MaxFit Construction	In-mold construction Thin shell technology	Airflow concept Passive	Advancedskin activedry Removable/washable	Integrated Custom Dial TWICEME MaxFit Construction	80,00 €
	<b>HUSK JR</b>	L47015300	Tropical Peach	JRS - JRM	385	EPS4D TWICEME	Integrated Custom Dial Oval fit MaxFit Construction	In-mold construction Thin shell technology	Airflow concept Passive	Advancedskin activedry Removable/washable	Integrated Custom Dial TWICEME MaxFit Construction	80,00 €
<b>JUNIOR</b>	<b>GROM</b>											
	<b>GROM</b>	L39161800	Black	KS - KL	320	EPS	Custom Dial fit system Oval fit	In-mold construction	Airflow concept Passive	Comfortable integral lining Removable/washable	EPS Airflow concept In-mold construction	55,00 €
	<b>GROM</b>	L40836500	Flame	KS - KL	320	EPS	Custom Dial fit system Oval fit	In-mold construction	Airflow concept Passive	Comfortable integral lining Removable/washable	EPS Airflow concept In-mold construction	55,00 €
	<b>GROM</b>	L40836800	Black Tie&Dye	KS - KL	320	EPS	Custom Dial fit system Oval fit	In-mold construction	Airflow concept Passive	Comfortable integral lining Removable/washable	EPS Airflow concept In-mold construction	55,00 €
	<b>GROM</b>	L39914900	Glossy Pink	KS - KL	320	EPS	Custom Dial fit system Oval fit	In-mold construction	Airflow concept Passive	Comfortable integral lining Removable/washable	EPS Airflow concept In-mold construction	55,00 €
	<b>GROM</b>	L40836600	Aruba	KS - KL	320	EPS	Custom Dial fit system Oval fit	In-mold construction	Airflow concept Passive	Comfortable integral lining Removable/washable	EPS Airflow concept In-mold construction	55,00 €

	NAME	REFERENCE	COLOR	SIZES	WEIGHT (g)	SAFETY TECHNO	FIT	SHELL CONSTRUCTION	LENS	WEATHER	LINING	KEY FEATURES	PRICES € SRP
<b>KIDS</b>	<b>GROM VISOR</b>												
	<b>GROM VISOR</b>	L39916300	Black	KS - KL	435	EPS	Custom Dial fit system Oval fit	In-mold construction	Tonic Orange	Universal ☁️🌞	Comfortable integral lining Removable/washable	EPS Airflow concept In-mold construction	100,00 €
	<b>GROM VISOR</b>	L40836900	Flame	KS - KL	435	EPS	Custom Dial fit system Oval fit	In-mold construction	Tonic Orange	Universal ☁️🌞	Comfortable integral lining Removable/washable	EPS Airflow concept In-mold construction	100,00 €
	<b>GROM VISOR</b>	L40539600	Pop Blue Mat	KS - KL	435	EPS	Custom Dial fit system Oval fit	In-mold construction	Tonic Orange	Universal ☁️🌞	Comfortable integral lining Removable/washable	EPS Airflow concept In-mold construction	100,00 €
	<b>GROM VISOR</b>	L39916200	Glossy Pink	KS - KL	435	EPS	Custom Dial fit system Oval fit	In-mold construction	Tonic Orange	Universal ☁️🌞	Comfortable integral lining Removable/washable	EPS Airflow concept In-mold construction	100,00 €
	<b>GROM VISOR</b>	L40837000	Aruba Glossy	KS - KL	435	EPS	Custom Dial fit system Oval fit	In-mold construction	Tonic Orange	Universal ☁️🌞	Comfortable integral lining Removable/washable	EPS Airflow concept In-mold construction	100,00 €

**PRO PATROL PRO**



**PATROL PRO**  
L38131400

**PATROL PRO**  
L37706200

**PRO MTN PATROL**



**MTN PATROL**  
L37886000

**MTN PATROL**  
L37886100

	NAME	REFERENCE	COLOR	SIZES	WEIGHT (g)	SAFETY TECHNO	FIT	SHELL CONSTRUCTION	VENTILATION	LINING	KEY FEATURES	PRICES € SRP
<b>PRO</b>	<b>PATROL PRO</b>	L38131400	Orange Glossy	XS - XXL	600	EPS	Round fit	Full shell Kevlar + fiberglass shell	Airflow concept	-	Alpine CE-EN1077/ASTM F-2040 Climbing CE-EN 12492 Snowmobile CE-EN 13781	140,00 €
	<b>PATROL PRO</b>	L37706200	Black	XS - XXL	600	EPS	Round fit	Full shell Kevlar + fiberglass shell	Airflow concept	-	Alpine CE-EN1077/ASTM F-2040 Climbing CE-EN 12492 Snowmobile CE-EN 13781	140,00 €
	<b>MTN PATROL</b>	L37886000	Orange	S - L	345	EPS4D	Custom Dial fit system Round fit	In-mold construction	Airflow concept	Advancedskin activedry Removable/washable	Alpine CE-EN1077/ASTM F-2040 EPS4D Climbing CE-EN 12492	90,00 €
	<b>MTN PATROL</b>	L37886100	Black	S - L	345	EPS4D	Custom Dial fit system Round fit	In-mold construction	Airflow concept	Advancedskin activedry Removable/washable	Alpine CE-EN1077/ASTM F-2040 EPS4D Climbing CE-EN 12492	90,00 €











*GOGGLES*





**RADIUM RADIUM PRIME**



**RADIUM PRIME SIGMA PHOTO · 1LENS**  
NEW L41785200



**RADIUM PRIME SIGMA PHOTO · 1LENS**  
NEW L41785300



**RADIUM PRIME SIGMA PHOTO · 1LENS**  
NEW L41785400



**RADIUM PRIME SIGMA PHOTO · 1LENS**  
NEW L47031900



**RADIUM PRIME SIGMA · 1LENS**  
NEW L41786300



**RADIUM PRIME SIGMA · 1LENS**  
NEW L41786400



**RADIUM PRIME SIGMA · 1LENS**  
NEW L41786500




**RADIUM PRIME SIGMA · 1LENS**  
NEW L41786600



**RADIUM PRIME SIGMA · 1LENS**  
NEW L47031800



**RADIUM PRIME SIGMA · 1LENS**  
NEW L41786700



**RADIUM PRIME SIGMA · 1LENS**  
NEW L41786800



**RADIUM PRIME SIGMA · 1LENS**  
NEW L41786900



**RADIUM PRIME SIGMA**  
NEW L47001300



**RADIUM PRIME SIGMA**  
NEW L47001400

REFERENCE	COLOR	FIT	LENS	CATEGORY	VLT (%)	WEATHER	EXTRA LENSES	LENS TECHNOLOGY	KEY FEATURES	PRICES € SRP
<b>RADIUM PRIME</b>										
L41785200	Black	Custom ID fit	SIGMA PHOTO SKY BLUE	S1-3	-	All Weather ☁️☀️❄️	SIGMA ICE BLUE-MULTILAYER-LOW LIGHT	SIGMA Technology Photochromic Technology	Max vision SIGMA Technology Magnetic interchangeable lens system	280,00 €
L41785300	Black	Custom ID fit	SIGMA PHOTO POPPY RED	S1-3	-	All Weather ☁️☀️❄️	SIGMA APRICOT-MULTILAYER-LOW LIGHT	SIGMA Technology Photochromic Technology	Max vision SIGMA Technology Magnetic interchangeable lens system	280,00 €
L41785400	White	Custom ID fit	SIGMA PHOTO SKY BLUE	S1-3	-	All Weather ☁️☀️❄️	SIGMA ICE BLUE-MULTILAYER-LOW LIGHT	SIGMA Technology Photochromic Technology	Max vision SIGMA Technology Magnetic interchangeable lens system	280,00 €
L47031900	White	Custom ID fit	SIGMA PHOTO POPPY RED	S1-3	-	All Weather ☁️☀️❄️	SIGMA APRICOT-MULTILAYER-LOW LIGHT	SIGMA Technology Photochromic Technology	Max vision SIGMA Technology Magnetic interchangeable lens system	280,00 €
L41786300	Black	Custom ID fit	SIGMA BLACK GOLD	-	-	Solar ☀️❄️	SIGMA APRICOT-MULTILAYER-LOW LIGHT	SIGMA Technology	Max vision SIGMA Technology Magnetic interchangeable lens system	260,00 €
L41786400	Black	Custom ID fit	SIGMA SKY BLUE	-	-	Universal ☁️☀️❄️	SIGMA ICE BLUE-MULTILAYER-LOW LIGHT	SIGMA Technology	Max vision SIGMA Technology Magnetic interchangeable lens system	260,00 €
L41786500	White	Custom ID fit	SIGMA EMERALD	-	-	Universal ☁️☀️❄️	SIGMA SILVER PINK-MULTILAYER-LOW LIGHT	SIGMA Technology	Max vision SIGMA Technology Magnetic interchangeable lens system	260,00 €
L41786600	White	Custom ID fit	SIGMA POPPY RED	-	-	Universal ☁️☀️❄️	SIGMA APRICOT-MULTILAYER-LOW LIGHT	SIGMA Technology	Max vision SIGMA Technology Magnetic interchangeable lens system	260,00 €
L47031800	Roasted Cashew	Custom ID fit	SIGMA POPPY RED	-	-	Universal ☁️☀️❄️	SIGMA-APRICOT-MULTILAYER-LOW LIGHT	SIGMA Technology	Max vision SIGMA Technology Magnetic interchangeable lens system	260,00 €
L41786700	Black/violet	Custom ID fit	SIGMA SKY BLUE	-	-	Universal ☁️☀️❄️	SIGMA ICE BLUE-MULTILAYER-LOW LIGHT	SIGMA Technology	Max vision SIGMA Technology Magnetic interchangeable lens system	260,00 €
L41786800	Burnt ochre	Custom ID fit	SIGMA BLACK GOLD	-	-	Solar ☀️❄️	SIGMA-APRICOT-MULTILAYER-LOW LIGHT	SIGMA Technology	Max vision SIGMA Technology Magnetic interchangeable lens system	260,00 €
L41786900	Wrought iron	Custom ID fit	SIGMA SILVER PINK	-	-	Low Light ☁️☀️❄️	SIGMA BLACK GOLD-MULTILAYER-SOLAR	SIGMA Technology	Max vision SIGMA Technology Magnetic interchangeable lens system	260,00 €
L47001300	Black	Custom ID fit	SIGMA EMERALD	-	-	Universal ☁️☀️❄️	-	SIGMA Technology	Max vision SIGMA Technology Magnetic interchangeable lens system	220,00 €
L47001400	White	Custom ID fit	SIGMA SKY BLUE	-	-	Universal ☁️☀️❄️	-	SIGMA Technology	Max vision SIGMA Technology Magnetic interchangeable lens system	220,00 €



**RADIUM RADIUM PRO**



**RADIUM PRO SIGMA PHOTO**  
NEW L41784800



**RADIUM PRO SIGMA PHOTO**  
NEW L41784900



**RADIUM PRO SIGMA PHOTO**  
NEW L41785000



**RADIUM PRO SIGMA**  
L47003700



**RADIUM PRO SIGMA**  
L47003800



**RADIUM PRO SIGMA**  
L47003900



**RADIUM PRO SIGMA**  
L47004000



**RADIUM PRO SIGMA**  
L47004100



**RADIUM PRO SIGMA**  
L41475800



**RADIUM PRO SIGMA**  
L41475900



**RADIUM PRO SIGMA**  
L41476000



**RADIUM PRO SIGMA**  
L47000100



**RADIUM PRO SIGMA**  
L47015000



**RADIUM PRO SIGMA**  
L47000900



**RADIUM PRO ML**  
L47004200



**RADIUM PRO ML**  
L47004300



**RADIUM PRO ML**  
L47004400



**RADIUM PRO ML**  
L47004500



**RADIUM PRO ML**  
L41476800

REFERENCE	COLOR	FIT	LENS	CATEGORY	VLT (%)	WEATHER	LENS TECHNOLOGY	KEY FEATURES	PRICES € SRP
<b>RADIUM PRO</b>									
L41784800	Black	Custom ID fit	SIGMA PHOTO SKY BLUE	S1-3	-	All Weather ☁️☀️❄️	SIGMA Technology Photochromic Technology	Amplified vision Easy change Photochromic Technology	200,00 €
L41784900	Black	Custom ID fit	SIGMA PHOTO POPPY RED	S1-3	-	All Weather ☁️☀️❄️	SIGMA Technology Photochromic Technology	Amplified vision Easy change Photochromic Technology	200,00 €
L41785000	White	Custom ID fit	SIGMA PHOTO POPPY RED	S1-3	-	All Weather ☁️☀️❄️	SIGMA Technology Photochromic Technology	Amplified vision Easy change Photochromic Technology	200,00 €
L47003700	Black	Custom ID fit	SIGMA POPPY RED	-	-	Universal ☁️☀️❄️	SIGMA Technology	Amplified vision SIGMA Technology Easy change	180,00 €
L47003800	Black	Custom ID fit	SIGMA EMERALD	-	-	Universal ☁️☀️❄️	SIGMA Technology	Amplified vision SIGMA Technology Easy change	180,00 €
L47003900	Black	Custom ID fit	SIGMA APRICOT	-	-	Low Light ☁️☀️❄️	SIGMA Technology	Amplified vision SIGMA Technology Easy change	180,00 €
L47004000	White	Custom ID fit	SIGMA SKY BLUE	-	-	Universal ☁️☀️❄️	SIGMA Technology	Amplified vision SIGMA Technology Easy change	180,00 €
L47004100	White	Custom ID fit	SIGMA SILVER PINK	-	-	Low Light ☁️☀️❄️	SIGMA Technology	Amplified vision SIGMA Technology Easy change	180,00 €
L41475800	Black	Custom ID fit	SIGMA BLACK GOLD	-	-	Solar ☀️	SIGMA Technology	Amplified vision SIGMA Technology Easy change	180,00 €
L41475900	Roasted Cashew	Custom ID fit	SIGMA POPPY RED	-	-	Universal ☁️☀️❄️	SIGMA Technology	Amplified vision SIGMA Technology Easy change	180,00 €
L41476000	Mallard Blue	Custom ID fit	SIGMA SKY BLUE	-	-	Universal ☁️☀️❄️	SIGMA Technology	Amplified vision SIGMA Technology Easy change	180,00 €
L47000100	Race Blue	Custom ID fit	SIGMA ICE BLUE	-	-	Low Light ☁️☀️❄️	SIGMA Technology	Amplified vision SIGMA Technology Easy change	180,00 €
L47015000	Black	Custom ID fit	SIGMA POPPY RED	-	-	Universal ☁️☀️❄️	SIGMA Technology	Amplified vision SIGMA Technology Easy change	180,00 €
L47000900	Black	Custom ID fit	SIGMA SKY BLUE	-	-	Universal ☁️☀️❄️	SIGMA Technology	Amplified vision SIGMA Technology Easy change	180,00 €
L47004200	Black	Custom ID fit	ML BLACK	S3	10%	Solar ☀️	-	Amplified vision Easy change Custom ID fit	160,00 €
L47004300	Black	Custom ID fit	ML MID RED	S2	32%	Universal ☁️☀️❄️	-	Amplified vision Easy change Custom ID fit	160,00 €
L47004400	Black	Custom ID fit	ML LIGHT BLUE	S1	53%	Low Light ☁️☀️❄️	-	Amplified vision Easy change Custom ID fit	160,00 €
L47004500	White	Custom ID fit	ML RUBY	S2	38%	Universal ☁️☀️❄️	-	Amplified vision Easy change Custom ID fit	160,00 €
L41476800	White	Custom ID fit	ML SUPER WHITE	S2	25%	Universal ☁️☀️❄️	-	Amplified vision Easy change Custom ID fit	160,00 €

**RADIUM RADIUM**



**RADIUM PHOTO**  
L47004700



**RADIUM PHOTO**  
L47004800



**RADIUM PHOTO**  
L47004900



**RADIUM SIGMA**  
L47005000



**RADIUM SIGMA**  
L47005100



**RADIUM SIGMA**  
L47005200



**RADIUM SIGMA**  
L47005300



**RADIUM SIGMA**  
L47001200



**RADIUM ML**  
L47005400



**RADIUM ML**  
L47005500



**RADIUM ML**  
L47005600



**RADIUM ML**  
L41478200



**RADIUM ML**  
L47001500

**LO FI**



**LO FI PHOTO**  
L47001600



**LO FI SIGMA**  
L47005700



**LO FI SIGMA**  
L47005800



**LO FI SIGMA**  
L41543300



**LO FI SIGMA**  
L41485000



**LO FI SIGMA**  
L47001700



**LO FI SIGMA**  
L47015400



**LO FI SIGMA**  
L47001800



**LO FI SIGMA**  
L47001900



**LO FI SIGMA**  
L47002000

REFERENCE	COLOR	FIT	LENS	CATEGORY	VLT (%)	WEATHER	LENS TECHNOLOGY	KEY FEATURES	PRICES € SRP
<b>RADIUM</b>									
L47004700	Black	Triple layer face foam	PHOTO BLUE	S1-3	42 to 18%	All Weather ☁☀	Photochromic Technology	Amplified vision Photochromic Technology Triple layer face foam	120,00 €
L47004800	Black	Triple layer face foam	PHOTO RED	S1-3	60 to 18%	All Weather ☁☀	Photochromic Technology	Amplified vision Photochromic Technology Triple layer face foam	120,00 €
L47004900	White	Triple layer face foam	PHOTO BLUE	S1-3	42 to 18%	All Weather ☁☀	Photochromic Technology	Amplified vision Photochromic Technology Triple layer face foam	120,00 €
L47005000	Black	Triple layer face foam	SIGMA BLACK GOLD	-	-	Solar ☀	SIGMA Technology	Amplified vision SIGMA Technology Triple layer face foam	120,00 €
L47005100	Black	Triple layer face foam	SIGMA SKY BLUE	-	-	Universal ☁☀	SIGMA Technology	Amplified vision SIGMA Technology Triple layer face foam	120,00 €
L47005200	Black	Triple layer face foam	SIGMA APRICOT	-	-	Low Light ☁☀	SIGMA Technology	Amplified vision SIGMA Technology Triple layer face foam	120,00 €
L47005300	White	Triple layer face foam	SIGMA POPPY RED	-	-	Universal ☁☀	SIGMA Technology	Amplified vision SIGMA Technology Triple layer face foam	120,00 €
L47001200	Wrought iron	Triple layer face foam	SIGMA SILVER PINK	-	-	Low Light ☁☀	SIGMA Technology	Amplified vision SIGMA Technology Triple layer face foam	120,00 €
L47005400	Black	Triple layer face foam	ML MID RED	S2	32%	Universal ☁☀	-	Amplified vision Airflow system Triple layer face foam	100,00 €
L47005500	Black	Triple layer face foam	ML LIGHT BLUE	S1	53%	Low Light ☁☀	-	Amplified vision Airflow system Triple layer face foam	100,00 €
L47005600	White	Triple layer face foam	ML RUBY	S2	38%	Universal ☁☀	-	Amplified vision Airflow system Triple layer face foam	100,00 €
L41478200	Blue	Triple layer face foam	ML MID BLUE	S2	27%	Universal ☁☀	-	Amplified vision Airflow system Triple layer face foam	100,00 €
L47001500	Black	Triple layer face foam	ML MID BLUE	S2	27%	Universal ☁☀	-	Amplified vision Airflow system Triple layer face foam	100,00 €
<b>LO FI</b>									
L47001600	Black	Custom ID fit	PHOTO BLUE	S1-3	42 to 18%	All Weather ☁☀	Photochromic Technology	Amplified vision Photochromic Technology Custom ID fit	130,00 €
L47005700	Black	Custom ID fit	SIGMA EMERALD	-	-	Universal ☁☀	SIGMA Technology	Amplified vision SIGMA Technology Custom ID fit	130,00 €
L47005800	White	Custom ID fit	SIGMA BLACK GOLD	-	-	Solar ☀	SIGMA Technology	Amplified vision SIGMA Technology Custom ID fit	130,00 €
L41543300	White	Custom ID fit	SIGMA POPPY RED	-	-	Universal ☁☀	SIGMA Technology	Amplified vision SIGMA Technology Custom ID fit	130,00 €
L41485000	Black	Custom ID fit	SIGMA POPPY RED	-	-	Universal ☁☀	SIGMA Technology	Amplified vision SIGMA Technology Custom ID fit	130,00 €
L47001700	Race Blue	Custom ID fit	SIGMA SKY BLUE	-	-	Universal ☁☀	SIGMA Technology	Amplified vision SIGMA Technology Custom ID fit	130,00 €
L47015400	Black	Custom ID fit	SIGMA SKY BLUE	-	-	Universal ☁☀	SIGMA Technology	Amplified vision SIGMA Technology Custom ID fit	130,00 €
L47001800	Burnt ochre	Custom ID fit	SIGMA BLACK GOLD	-	-	Solar ☀	SIGMA Technology	Amplified vision SIGMA Technology Custom ID fit	130,00 €
L47001900	Wrought iron	Custom ID fit	SIGMA SILVER PINK	-	-	Low Light ☁☀	SIGMA Technology	Amplified vision SIGMA Technology Custom ID fit	130,00 €
L47002000	Black	Custom ID fit	SIGMA SKY BLUE	-	-	Universal ☁☀	SIGMA Technology	Amplified vision SIGMA Technology Custom ID fit	130,00 €


S/VIEW



S/VIEW PHOTO  
L47005900



S/VIEW PHOTO  
L47006000



S/VIEW PHOTO MTN  
L47002100



S/VIEW SIGMA  
L47006100



S/VIEW SIGMA  
L41487700



S/VIEW SIGMA  
L41487800



S/VIEW SIGMA  
L47003100



S/VIEW ML  
L47006300



S/VIEW ML  
L47006400



S/VIEW ML  
L41152800



S/VIEW ML  
L41488100



S/VIEW ML  
L47003200



S/VIEW FLASH  
L47006500



S/VIEW FLASH  
L47006600



S/VIEW FLASH  
L47003300

REFERENCE	COLOR	FIT	LENS	CATEGORY	VLT (%)	WEATHER	LENS TECHNOLOGY	KEY FEATURES	PRICES € SRP
L47005900	Black	Double layer face foam	PHOTO RED	S1-3	60 to 18%	All Weather ☁☀	Photochromic Technology	Airflow system Photochromic Technology Wide vision	100,00 €
L47006000	White	Double layer face foam	PHOTO BLUE	S1-3	42 to 18%	All Weather ☁☀	Photochromic Technology	Airflow system Photochromic Technology Wide vision	100,00 €
L47002100	Black MTN	Double layer face foam	PHOTO BLUE	S1-3	42 to 18%	All Weather ☁☀	Photochromic Technology	Airflow system Photochromic Technology Wide vision	100,00 €
L47006100	Black	Double layer face foam	SIGMA BLACK GOLD	-	-	Solar ☀	SIGMA Technology	Airflow system SIGMA Technology Wide vision	100,00 €
L41487700	White	Double layer face foam	SIGMA EMERALD	-	-	Universal ☁☀	SIGMA Technology	Airflow system SIGMA Technology Wide vision	100,00 €
L41487800	Black	Double layer face foam	SIGMA SKY BLUE	-	-	Universal ☁☀	SIGMA Technology	Airflow system SIGMA Technology Wide vision	100,00 €
L47003100	Burnt ochre	Double layer face foam	SIGMA POPPY RED	-	-	Universal ☁☀	SIGMA Technology	Airflow system SIGMA Technology Wide vision	100,00 €
L47006300	Black	Double layer face foam	ML MID RED	S2	32%	Universal ☁☀	-	Airflow system Helmet compatible Wide vision	80,00 €
L47006400	Black	Double layer face foam	ML LIGHT BLUE	S1	53%	Low Light ☁☀	-	Airflow system Helmet compatible Wide vision	80,00 €
L41152800	Blue	Double layer face foam	ML MID BLUE	S2	27%	Universal ☁☀	-	Airflow system Helmet compatible Wide vision	80,00 €
L41488100	Black	Double layer face foam	ML SUPER WHITE	S2	25%	Universal ☁☀	-	Airflow system Helmet compatible Wide vision	80,00 €
L47003200	Wrought iron	Double layer face foam	ML RUBY	S2	38%	Universal ☁☀	-	Airflow system Helmet compatible Wide vision	80,00 €
L47006500	Black	Double layer face foam	FLASH TONIC ORANGE	S2	22%	Universal ☁☀	-	Airflow system Helmet compatible Wide vision	60,00 €
L47006600	White	Double layer face foam	FLASH GOLD	S2	25%	Universal ☁☀	-	Airflow system Helmet compatible Wide vision	60,00 €
L47003300	Black	Double layer face foam	FLASH GOLD	S2	25%	Universal ☁☀	-	Airflow system Helmet compatible Wide vision	60,00 €

S/VIEW

ACTIVE PROTECTIVE



**AKSIUM 2.0**



**AKSIUM 2.0 PHOTO**  
NEW L41782300



**AKSIUM 2.0 PHOTO ML**  
NEW L41782400



**AKSIUM 2.0 ML**  
NEW L41777300



**AKSIUM 2.0 ML**  
NEW L41778500



**AKSIUM 2.0 ML**  
NEW L41781900



**AKSIUM 2.0 ML**  
NEW L41782000



**AKSIUM 2.0 ML**  
NEW L41782100



**AKSIUM 2.0 ML**  
NEW L41782200



**AKSIUM 2.0 FLASH**  
NEW L41782500



**AKSIUM 2.0 FLASH**  
NEW L41782600



**AKSIUM 2.0 FLASH**  
NEW L41783100



**AKSIUM 2.0 FLASH**  
NEW L41783300

**AKSIUM 2.0 S**



**AKSIUM 2.0 S PHOTO**  
NEW L41783400



**AKSIUM 2.0 S PHOTO ML**  
NEW L41783500



**AKSIUM 2.0 S ML**  
NEW L41783600



**AKSIUM 2.0 S ML**  
NEW L41783700



**AKSIUM 2.0 S ML**  
NEW L41783800



**AKSIUM 2.0 S ML**  
NEW L41783900



**AKSIUM 2.0 S ML**  
NEW L41784000



**AKSIUM 2.0 S FLASH**  
NEW L41784100



**AKSIUM 2.0 S FLASH**  
NEW L41784200



**AKSIUM 2.0 S FLASH**  
NEW L41784300



**AKSIUM 2.0 S FLASH**  
NEW L41784400

REFERENCE	COLOR	FIT	LENS	CATEGORY	VLT (%)	WEATHER	LENS TECHNOLOGY	KEY FEATURES	PRICES € SRP
<b>L41782300</b>	Black	Double layer face foam	PHOTO RED	S1-3	18 to 60%	All Weather ☁☀	Photochromic Technology	Airflow system Photochromic Technology Wide vision	90,00 €
<b>L41782400</b>	Blue	Double layer face foam	PHOTO BLUE	S1-3	18 to 42%	All Weather ☁☀	Photochromic Technology	Airflow system Photochromic Technology Wide vision	90,00 €
<b>L41777300</b>	Black	Double layer face foam	ML MID RED	S2	32%	Universal ☁☀	-	100% UV CUT Airflow system Wide vision	60,00 €
<b>L41778500</b>	White	Double layer face foam	ML MID BLUE	S2	27%	Universal ☁☀	-	100% UV CUT Airflow system Wide vision	60,00 €
<b>L41781900</b>	Neon green	Double layer face foam	ML SUPER WHITE	S2	25%	Universal ☁☀	-	100% UV CUT Airflow system Wide vision	60,00 €
<b>L41782000</b>	Estate blue	Double layer face foam	ML MID BLUE	S2	27%	Universal ☁☀	-	100% UV CUT Airflow system Wide vision	60,00 €
<b>L41782100</b>	Red matador	Double layer face foam	ML MID RED	S2	32%	Universal ☁☀	-	100% UV CUT Airflow system Wide vision	60,00 €
<b>L41782200</b>	Black	Double layer face foam	ML BLACK	S3	10%	Solar ☀	-	100% UV CUT Airflow system Wide vision	60,00 €
<b>L41782500</b>	Black	Double layer face foam	FLASH GOLD	S2	25%	Universal ☁☀	-	100% UV CUT Airflow system Wide vision	50,00 €
<b>L41782600</b>	Black	Double layer face foam	FLASH YELLOW	S1	68%	Low Light ☁☀	-	100% UV CUT Airflow system Wide vision	50,00 €
<b>L41783100</b>	White	Double layer face foam	FLASH TONIC ORANGE	S2	22%	Universal ☁☀	-	100% UV CUT Airflow system Wide vision	50,00 €
<b>L41783300</b>	Red matador	Double layer face foam	FLASH TONIC ORANGE	S2	22%	Universal ☁☀	-	100% UV CUT Airflow system Wide vision	50,00 €

REFERENCE	COLOR	FIT	LENS	CATEGORY	VLT (%)	WEATHER	LENS TECHNOLOGY	KEY FEATURES	PRICES € SRP
<b>L41783400</b>	White	Small fit Double layer face foam	PHOTO BLUE	S1-3	18 to 42%	All Weather ☁☀	Photochromic Technology	Airflow system Photochromic Technology Wide vision	90,00 €
<b>L41783500</b>	Black	Small fit Double layer face foam	PHOTO BLUE	S1-3	18 to 42%	All Weather ☁☀	Photochromic Technology	Airflow system Photochromic Technology Wide vision	90,00 €
<b>L41783600</b>	Black	Small fit Double layer face foam	ML MID RED	S2	32%	Universal ☁☀	-	100% UV CUT Airflow system Wide vision	60,00 €
<b>L41783700</b>	White	Small fit Double layer face foam	ML RUBY	S2	38%	Universal ☁☀	-	100% UV CUT Airflow system Wide vision	60,00 €
<b>L41783800</b>	Peach	Small fit Double layer face foam	ML MID RED	S2	32%	Universal ☁☀	-	100% UV CUT Airflow system Wide vision	60,00 €
<b>L41783900</b>	Race Blue	Small fit Double layer face foam	ML MID BLUE	S2	27%	Universal ☁☀	-	100% UV CUT Airflow system Wide vision	60,00 €
<b>L41784000</b>	Black	Small fit Double layer face foam	ML SUPER WHITE	S2	25%	Universal ☁☀	-	100% UV CUT Airflow system Wide vision	60,00 €
<b>L41784100</b>	White	Small fit Double layer face foam	FLASH GOLD	S2	25%	Universal ☁☀	-	100% UV CUT Airflow system Wide vision	50,00 €
<b>L41784200</b>	Red matador	Small fit Double layer face foam	FLASH TONIC ORANGE	S2	22%	Universal ☁☀	-	100% UV CUT Airflow system Wide vision	50,00 €
<b>L41784300</b>	Peach	Small fit Double layer face foam	FLASH TONIC ORANGE	S2	22%	Universal ☁☀	-	100% UV CUT Airflow system Wide vision	50,00 €
<b>L41784400</b>	Race Blue	Small fit Double layer face foam	FLASH YELLOW	S1	68%	Universal ☁☀	-	100% UV CUT Airflow system Wide vision	50,00 €



**WOMEN IVY**



**IVY PHOTO**  
L41480000



**IVY PHOTO**  
L41480100



**IVY SIGMA**  
L41480200



**IVY SIGMA**  
L41480300

**JUNIOR JUKE**



**JUKE ML**  
L40847800



**JUKE ML**  
L41542900



**JUKE ML**  
L40517800



**JUKE ML**  
L40847900



**JUKE ML**  
L40848000



**JUKE ML**  
L40517900



**JUKE ACCESS**  
L40848100



**JUKE ACCESS**  
L40848200



**JUKE ACCESS**  
L39137500

REFERENCE	COLOR	FIT	LENS	CATEGORY	VLT (%)	WEATHER	LENS TECHNOLOGY	KEY FEATURES	PRICES € SRP
<b>WOMEN IVY</b>									
L41480000	Black	Women model Custom ID Fit Hypoallergenic foam	PHOTO RED	S1-3	60 to 18%	All Weather ☁️☀️❄️	Photochromic Technology	Max vision Photochromic Technology Custom ID fit	160,00 €
L41480100	White	Women model Custom ID Fit Hypoallergenic foam	PHOTO BLUE	S1-3	42 to 18%	All Weather ☁️☀️❄️	Photochromic Technology	Max vision Photochromic Technology Custom ID fit	160,00 €
L41480200	White	Women model Custom ID Fit Hypoallergenic foam	SIGMA SKY BLUE	-	-	Universal ☁️☀️❄️	SIGMA Technology	Max vision SIGMA Technology Custom ID fit	160,00 €
L41480300	Rainy Day	Women Modele Custom ID Fit Hypoallergenic foam	SIGMA EMERALD	-	-	Universal ☁️☀️❄️	SIGMA Technology	Max vision SIGMA Technology Custom ID fit	160,00 €
<b>JUNIOR JUKE</b>									
L40847800	Black	Youth fit - Medium Double layer face foam Over The Glass compatible	MIRROR SILVER	S2	35%	Universal ☁️☀️❄️	-	100% UV CUT Wide vision Youth fit - Medium	45,00 €
L41542900	Black	Youth fit - Medium Double layer face foam Over The Glass compatible	ML GREEN	S3	12%	Solar ☁️☀️❄️	-	100% UV CUT Wide vision Youth fit - Medium	45,00 €
L40517800	Blue	Youth fit - Medium Double layer face foam Over The Glass compatible	ML MID BLUE	S2	27%	Universal ☁️☀️❄️	-	100% UV CUT Wide vision Youth fit - Medium	45,00 €
L40847900	White	Youth fit - Medium Double layer face foam Over The Glass compatible	ML RUBY	S2	38%	Universal ☁️☀️❄️	-	100% UV CUT Wide vision Youth fit - Medium	45,00 €
L40848000	Aruba	Youth fit - Medium Double layer face foam Over The Glass compatible	ML MID BLUE	S2	27%	Universal ☁️☀️❄️	-	100% UV CUT Wide vision Youth fit - Medium	45,00 €
L40517900	Blue	Youth fit - Medium Double layer face foam Over The Glass compatible	ML MID BLUE	S2	27%	Universal ☁️☀️❄️	-	100% UV CUT Wide vision Youth fit - Medium	45,00 €
L40848100	Black	Youth fit - Medium Double layer face foam Hypoallergenic foam Over The Glass compatible	STANDARD TONIC ORANGE	S2	34%	Universal ☁️☀️❄️	-	100% UV CUT Wide vision Youthfit - Medium	35,00 €
L40848200	Blue	Youth fit - Medium Double layer face foam Hypoallergenic foam Over The Glass compatible	STANDARD TONIC ORANGE	S2	34%	Universal ☁️☀️❄️	-	100% UV CUT Wide vision Youthfit - Medium	35,00 €
L39137500	Pink	Youth fit - Medium Double layer face foam Hypoallergenic foam Over The Glass compatible	STANDARD TONIC ORANGE	S2	34%	Universal ☁️☀️❄️	-	100% UV CUT Wide vision Youthfit - Medium	35,00 €

**JUNIOR KIWI**



**KIWI FLASH**  
L39911000



**KIWI STD**  
L40848300



**KIWI STD**  
L39911100

**ASIAN FIT**



**AKSIUM 2.0 AF FLASH**  
**NEW** L47039300



**AKSIUM 2.0 AF MULTILAYER**  
**NEW** L47039400



**RADIUM AF MULTILAYER**  
**NEW** L47039900



**RADIUM AF MULTILAYER**  
**NEW** L47040000



**RADIUM PRO AF MULTILAYER**  
**NEW** L47040100




**RADIUM PRO AF SIGMA**  
**NEW** L47040200

REFERENCE	COLOR	FIT	LENS	CATEGORY	VLT (%)	WEATHER	LENS TECHNOLOGY	KEY FEATURES	PRICES € SRP
<b>JUNIOR KIWI</b>									
L39911000	Pink	Youth fit - Small Double layer face foam Hypoallergenic foam	MIRROR PINK	S2	27%	Universal	-	100% UV CUT Youth fit - Small Hypoallergenic foam	35,00 €
L40848300	Blue	Youth fit - Small Double layer face foam Hypoallergenic foam	STANDARD TONIC ORANGE	S2	34%	Universal	-	100% UV CUT Youth fit - Small Hypoallergenic foam	30,00 €
L39911100	White	Youth fit - Small Double layer face foam Hypoallergenic foam	STANDARD TONIC ORANGE	S2	34%	Universal	-	100% UV CUT Youth fit - Small Hypoallergenic foam	30,00 €
<b>ASIAN FIT</b>									
L47039300	Black	Asian fit	FLASH GOLD	S2	25%	Universal	-	100% UV CUT Airflow system Wide vision	50,00 €
L47039400	White	Asian fit	ML MID BLUE	S2	27%	Universal	-	100% UV CUT Airflow system Wide vision	60,00 €
L47039900	Black	Asian fit	ML MID RED	S2	32%	Universal	-	Amplified vision Airflow system	100,00 €
L47040000	Blue	Asian fit	ML MID BLUE	S2	27%	Universal	-	Amplified vision Airflow system	100,00 €
L47040100	White	Asian fit	ML RUBY	S2	38%	Universal	-	Amplified vision Easy change	160,00 €
L47040200	Black	Asian fit	SIGMA SKY BLUE	-	-	Universal	SIGMA Technology	Amplified vision SIGMA Technology Easy change	180,00 €

# GOGGLE TECHNOLOGY INDEX

**LENS** SIGMA




**SIGMA™**  
A Salomon innovative Lens solution that significantly amplifies color contrast on snow enabling the eye to instantly read terrain variations.


**SIGMA™ PHOTOCROMIC**  
SIGMA™'s innovative contrast amplifier technology combined with an outstanding photochromic coating which adjusts Lens tint to light condition.

**PHOTOCROMIC**  
Responds to changing light conditions by dynamically adjusting the level of Lens tint from lighter to darker.


**MULTI-LAYER**  
Multi layered mirror finish increases protection from glare and reduces eye fatigue. Combines style and performance, with a variety of colors.



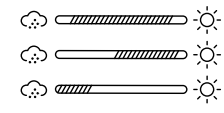
**FLASH**  
A subtle mirror coating with only a blush of reflectance which helps to reduce the overall brilliance of sunlight on snow.




**100% UV CUT**  
All Salomon Lenses filter out 100% of the sun's UV rays for complete eye protection.



**TRI TECH**  
New generation of anti-static, hydrophobic and oleophobic coating improves its intrinsic qualities, without altering the color tint.




**WEATHER CONDITIONS**  
To help you identify the right Lens for your skiing day, we added weather indication on the packaging.




**ANTI FOG-**  
Salomon's latest anti fog treatment offers up to four times more fog resistance to the lens than what a standard treatment would.


**MECHANICAL SYSTEM**  
To help you switch from a lens to another we make sure interchangeability system is simple to use.




**CUSTOM ID FIT**  
Adaptive foam & frame complexes for an advanced fit & anatomical - whatever the face shape.



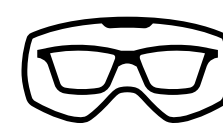
**MAGNETIC SCREEN**  
Sixteen strong magnets are strategically positioned to hold the lens securely in place, while rubber grips allow for it to be removed without smudging.




**FIELD OF VISION**  
Optimal viewing experience thanks to a low-profile frame construction and a wider lens.




**OVER THE GLASSES**  
A comfortable shape over prescription glasses with fogging reduction by improving airflow around the eyes.




**ENGINEERED AS ONE**  
Designed as a bundle, Salomon's helmets and goggles are perfectly compatible in regards of fit, look and performance.



**CE NORMS**  
All Salomon, whatever their colour, are compliant and respond to the requirement in the standard EN 174-2001.



**ASIAN FIT**  
Developed to best fit Asian face physiognomy, these goggles feature revised foam lining thickness at the nose bridge.



# LENS SELECTOR

TECHNO	WEATHER CONDITIONS	LENS	VLT	RADIUM PRIME	RADIUM PRO	RADIUM	IVY	LOFI	S/VIEW	AKSIUM 2.0	AKSIUM 2.0 S
SIGMA		<b>PHOTOCROMIC SKY BLUE</b>	14 TO 49%								
		<b>PHOTOCROMIC POPPY RED</b>	13 TO 43%								
		<b>BLACK GOLD</b>	12%								
		<b>SKY BLUE</b>	13%								
		<b>POPPY RED</b>	19%								
		<b>EMERALD</b>	23%								
		<b>ICE BLUE</b>	29%								
		<b>SILVER PINK</b>	36%								
		<b>APRICOT</b>	45%								
MULTILAYER		<b>PHOTOCROMIC BLUE S1 - S3</b>	18 TO 42%								
		<b>PHOTOCROMIC RED S1 - S3</b>	18 TO 60%								
		<b>BLACK - S3</b>	10%								
		<b>SUPER WHITE S2</b>	25%								
		<b>MID BLUE S2</b>	27%								
		<b>MID RED S2</b>	32%								
		<b>RUBY S2</b>	38%								
		<b>LIGHT BLUE S1</b>	53%								
FLASH		<b>TONIC ORANGE S2</b>	22%								
		<b>GOLD S2</b>	25%								
		<b>YELLOW S1</b>	68%								





**MEN**



**FLEXCELL PRO VEST**  
L41469500



**FLEXCELL PRO VEST**  
L41469400



**FLEXCELL PRO**  
L41469700



**FLEXCELL**  
L41469900

**WOMEN**



**FLEXCELL PRO W VEST**  
L41469600



**FLEXCELL PRO W**  
L41469800

**JUNIOR**



**FLEXCELL PRO VEST JR**  
L41470000



**FLEXCELL PRO JR**  
L41470100



**FLEXCELL JR**  
L41470200

NAME	REFERENCE	COLOR	SIZES	PROTECTION	MORPHOLOGY	BREATHABILITY	WASHABILITY	PRICES € SRP
<b>MEN</b>								
<b>FLEXCELL PRO VEST RACE</b>	L41469500	Race Blue	S - XL	Flexcell 4D CE approved EN 1621-2	Waist Adjustable Velcro Strap	Breathable mesh	Removable back protector	160,00 €
<b>FLEXCELL PRO VEST</b>	L41469400	Black	S - XL	Flexcell 4D CE approved EN 1621-2	Waist Adjustable Velcro Strap	Breathable mesh	Removable back protector	160,00 €
<b>FLEXCELL PRO</b>	L41469700	Black White	XS - XL	Flexcell 4D CE approved EN 1621-2	Easy chest scratch system Waist Adjustable Velcro Strap	Breathable mesh	Removable back protector	150,00 €
<b>FLEXCELL</b>	L41469900	Black	S - XL	Flexcell 4D CE approved EN 1621-2	Easy chest scratch system Waist Adjustable Velcro Strap Women specific design	Breathable mesh	Removable back protector	100,00 €
<b>WOMEN</b>								
<b>FLEXCELL PRO W VEST</b>	L41469600	Black Tropical Peach	S - L	Flexcell 4D CE approved EN 1621-2	Waist Adjustable Velcro Strap Women specific design	Breathable mesh	Removable back protector	160,00 €
<b>FLEXCELL PRO W</b>	L41469800	Black Sterling Blue	XS - L	Flexcell 4D CE approved EN 1621-2	Easy chest scratch system Waist Adjustable Velcro Strap Women specific design	Breathable mesh	Removable back protector	150,00 €
<b>JUNIOR</b>								
<b>FLEXCELL PRO VEST JR</b>	L41470000	Race Blue	JS - XL	Flexcell 4D CE approved EN 1621-2	Waist Adjustable Velcro Strap	Breathable mesh	Removable back protector	110,00 €
<b>FLEXCELL PRO JR</b>	L41470100	Black Orange	JS - JXL	Flexcell 4D CE approved EN 1621-2	Easy chest scratch system Waist Adjustable Velcro Strap	Breathable mesh	Removable back protector	100,00 €
<b>FLEXCELL JR</b>	L41470200	Black	JS - JXL	Flexcell 4D CE approved EN 1621-2	Easy chest scratch system Waist Adjustable Velcro Strap	Breathable mesh	Removable back protector	80,00 €



RENTAL



**ALPINE SKIS S/MAX**



**S/MAX 6 · M10  
GW L80**  
L47038900+  
**NEW**

**S/MAX 4 · M10  
GW L80**  
L47039000+  
L470779PM+  
(Factory premounted)

**S/MAX N°4 · M10  
GW L80**  
L47040500+  
L470782PM+  
(Factory premounted)

**SHORTMAX · M10  
GW L80**  
L41170600+

**ALPINE SKIS  
S/FORCE**



**S/FORCE SX ·  
M10 GW L80**  
L41537700+

**ALPINE SKIS DISTANCE**



**DISTANCE 76 · M10  
GW L80**  
L41172500+  
L417260PM+  
(Factory premounted)

**DISTANCE 72 ·  
M10 GW L80**  
L41175300+  
L413780PM+  
(Factory premounted)

**DISTANCE 125 ·  
M10 GW L90**  
L41191500+

**DISTANCE 76 W ·  
M10 GW L80**  
L41172600+  
L417268PM+  
(Factory premounted)

NAME	REFERENCE	COLOR	SIZE RUN	BINDING	PLATE	WAIST WIDTH	RADI- US	WEIGHT SAMPLE SIZE KG	SHAPE PRO- FILE	KEY FEATURES	TOP SHEET	RENTAL	PRICES e SRP
<b>ALPINE SKIS S/MAX</b>													
<b>S/MAX 6 (AND M10)</b>	L7038900+	White Red Black	141 148 155 162 169 176 175	M10 GW	Leisuretrak monopart	71	12 13 13 14 15 15 16	1850 (size 169)	Full Camber	ABS Sidewalls Poplar Woodcore Rental Chamfer	Noppe	QR Code Rental Chamfer Tail Protector Tip protector	450,00 e
<b>S/MAX 4 (AND M10)</b>	L47039000+	White Race blue Black	130 140 150 155 160 165 170 170	M10 GW	Leisuretrak two parts	68 to 73	9 10 11 12 13 14 15	1550 (size 160)	Full Camber	Cap Composite Reinforced Black Base Tip protector	Corund	QR Code Reinforced Black Base Rental Edge Tail Protector Tip protector	350,00 e
<b>S/MAX N°4 (AND M10)</b>	L47040500+	White Rose gold metallic	140 150 155 160	M10 GW	Leisuretrak two parts	70 to 72	11 12 12 13	1295 (size 155)	All-Ter- rain Rocker	Cap Composite Reinforced Black Base Rental Edge	Corund	QR Code Reinforced Black Base Rental Edge Tail Protector Tip protector	350,00 e
<b>SHORTMAX (AND M10)</b>	L41170600+	White Silver	125	M10 GW	Leisuretrak two parts	78	11	1567	All-Ter- rain Rocker	Composite Reinforced Black Base Tip protector	Corund	QR Code Reinforced Black Base Rental Edge Tail Protector Tip protector	350,00 e
<b>S/FORCE</b>													
<b>S/FORCE SX</b>	L41537700+	Grey Yellow	140 150 160 167 175	M10 GW	Leisuretrak two parts	76	10 11 13 14 15	1880 (size 167)	Tip Rocker	Composite Rental Chamfer	Glossy 3D Struc- turation	Rental Chamfer Tail Protector Tip protector	450,00 e
<b>DISTANCE</b>													
<b>DISTANCE 76 · M10 GW L80</b>	L41172500+	Dark Green Black Red	130 140 150 160 170 180	M10 GW	Leisuretrak two parts	76	9 10 11 13 14 16	1836 (size 170)	All-Ter- rain Rocker	Reinforced Black Base Poplar Woodcore Rental Edge	Corund	QR Code Reinforced Black Base Rental Edge Tail Protector Tip protector	450,00 e
<b>DISTANCE 72 + M10 GW L80</b>	L41175300+	Grey Black Yellow	130 140 150 155 160 165 170	M10 GW	Leisuretrak two parts	68 to 73	11 11 12 12 13 14 14	1350 (size 165)	All-Ter- rain Rocker	Composite Reinforced Black Base Rental Edge	Corund	QR Code Reinforced Black Base Rental Edge Tail Protector Tip protector	350,00 e
<b>DISTANCE 125 · M10 GW L90</b>	L41191500+	Grey Black Yellow	125	M10 GW	Leisuretrak two parts	68	11	1567	All-Ter- rain Rocker	Composite Reinforced Black Base Rental Edge	Corund	QR Code Reinforced Black Base Rental Edge Tail Protector Tip protector	350,00 e
<b>DISTANCE 76 W · M10 GW L80</b>	L41172600+	Light Purple Black Light Orange	130 140 150 160 170	M10 GW	Leisuretrak two parts	76	9 10 11 13 14	1715 (size 160)	All-Ter- rain Rocker	Reinforced Black Base Poplar Woodcore Rental Edge	Corund	QR Code Reinforced Black Base Rental Edge Tail Protector Tip protector	450,00 e

**UNISEX PERFORMANCE S/MAX**



**S/MAX 8  
M10 GW L80**  
L47055800+

**UNISEX PERFORMANCE STANCE**



**STANCE 80  
M10 GW L80**  
L47075400+  
L470783PM+  
(Factory premounted)

**WOMEN PERFORMANCE S/MAX**



**S/MAX N°8  
M10 GW L80**  
L47056100+



**S/MAX N°6  
M10 GW L80**  
L47040400+



**S/MAX N°6 XT  
M10 GW L80**  
L47040300+

**WOMEN PERFORMANCE STANCE**



**STANCE W 80  
M10 GW L80**  
L41535600+  
L470784PM+  
(Factory premounted)

	NAME	REFERENCE	BINDINGS PLATE SKINS	DIMENSIONS				WEIGHT (/ski) (g)	ROC- KER	FEATURES	TOP- SHEET	PRICES € SRP	
				LENGTH (cm)	TIP (mm)	WAIST (mm)	TAIL (mm)						RADIUS (m)
UNISEX PERFORMANCE	<b>S/MAX</b>												
	<b>S/MAX 8 (and M10)</b>	L47055800+	M10 GW L80	150 155 160 165 <b>170</b> 175	121	73	104	15	1965	Full Camber	Edge Amplifier SL Poplar Woodcore Single Ti	Noppe + 3D Struc- turation	500,00 €
UNISEX PERFORMANCE	<b>STANCE</b>												
	<b>STANCE 80 (and M10)</b>	470783PM+	M10 GW L80	141 151 161 <b>169</b> 177 185	124	80	106	14	1930	All- Terrain Rocker	Ti-C Frame Poplar Woodcore Single Ti	Corund	530,00 €
WOMEN PERFORMANCE	<b>S/MAX</b>												
	<b>S/MAX N°8 (and M10)</b>	L47056100+	M10 GW L80	145 150 155 <b>160</b> 165	119	73	102	14	1750	Full Camber	Edge Amplifier SL Poplar Woodcore Single Ti	Line + 3D Struc- turation	500,00 €
	<b>S/MAX N°6 (and M10)</b>	L47040400+	M10 GW L80	141 148 155 <b>162</b> 169	118	71	102	14	1750	Full Camber	ABS Sidewalls Poplar Woodcore Rental Chamfer	Line + 3DStruc- turation	450,00 €
	<b>S/MAX N°6 XT (and M10)</b>	L47040300+	M10 GW L80	140 <b>150</b> 160 167	123	76	107	11	1720	Tip Rocker	ABS Sidewalls Poplar Woodcore Rental Chamfer	Line + 3DStruc- turation	450,00 €
WOMEN PERFORMANCE	<b>STANCE</b>												
	<b>STANCE W 80 (and M10)</b>	L41535600+ L470784PM+ (Factory premounted)	M10 GW L80	141 151 159 <b>167</b> 175	124	80	106	14	1910	All- Terrain Rocker	Ti-C Frame Poplar Woodcore Single Ti	Noppe	530,00 €



**UNISEX PREMIUM S/RACE**



**S/RACE GS 10  
M12 GW F80**  
L47038300+  
**NEW**



**S/RACE SL 10  
M12 GW F80**  
L47038200+  
**NEW**

**UNISEX PREMIUM S/MAX**



**S/MAX 10  
M11 GW L80**  
L47055700+

**UNISEX PREMIUM S/FORCE**



**S/FORCE Fx.76  
M11 GW L80**  
L41534400+

**UNISEX PREMIUM STANCE**



**STANCE 84  
M12 GW F90**  
L47041300+

**UNISEX PREMIUM MTN**



**MTN 86 PRO/SKINS PRO  
MTN TOUR**  
L47128600+  
**NEW**

NAME	REFERENCE	BINDINGS PLATE SKINS	DIMENSIONS					WEIGHT (/ski) (g)	ROC- KER	FEATURES	TOP- SHEET	PRICES € SRP
			LENGTH (cm)	TIP (mm)	WAIST (mm)	TAIL (mm)	RADIUS (m)					
<b>UNISEX PREMIUM S/RACE</b>												
<b>S/RACE GS 10 M12 GW F80</b>	L47038300+	M12 GW F80	170 <b>175</b> 180	115	68	97	18	1850	Full Camber	Blade Technology Ti 0,6mm + Ti 0,4mm Full Poplar Woodcore	Noppe + Laminated Ti Com- pound	750,00 €
<b>S/RACE SL 10 (AND M12)</b>	L47038200+	M12 GW F80	155 160 <b>165</b> 170	121	68	104	13	1730	Full Camber	Blade Technology Ti 0,6mm + Ti 0,4mm Full Poplar Woodcore	Noppe + Laminated Ti Com- pound	750,00 €
<b>UNISEX PREMIUM S/MAX</b>												
<b>S/MAX 10 (AND M11)</b>	L47055700+	M11 GW L80	155 160 165 <b>170</b> 175	121	73	104	15	1985	Full Camber	Edge Amplifier SL Poplar Woodcore Double Ti	Glossy + 3D Struc- ture	720,00 €
<b>UNISEX PREMIUM S/FORCE</b>												
<b>S/FORCE Fx.76 (AND M11)</b>	L41534400+	M11 GW L80	149 156 163 <b>170</b> 177	128	76	108	15	2110	Tip Rocker	Edge Amplifier GS Crossover Tip Poplar Woodcore	Glossy + 3D Struc- ture	600,00 €
<b>UNISEX PREMIUM STANCE</b>												
<b>STANCE 84 (AND M12)</b>	L47041300+	M12 GW F90	161 169 <b>177</b> 185	123	84	106	16	1840	All- Terrain Rocker	Ti-C Frame Single Ti Full Poplar Woodcore	Corund	650,00 €
<b>UNISEX PREMIUM MTN</b>												
<b>MTN 86 PRO (AND SKINS AND MTN TOUR)</b>	L47128600+	SKINS MTN TOUR	156 164 <b>172</b> 180	120	86	106	18	1230	All- Terrain Rocker	Cork Dampifier Karuba / Poplar Full Woodcore Skin Tail Clip	Line	1.230,00 €

**WOMEN PREMIUM S/MAX**



**S/MAX N°10  
M10 GW L80**  
L47127800-



**S/MAX N°10 XT  
M10 GW L80**  
L47056000-

**WOMEN PREMIUM STANCE**



**STANCE W 84  
M10 GW L90**  
L41735000-

**WOMEN PREMIUM MTN**



**MTN 86 W PRO/SKINS  
PRO MTN TOUR**  
L47129700-  
**NEW**

	NAME	REFERENCE	BINDINGS PLATE SKINS	DIMENSIONS				WEIGHT (/ski) (g)	ROC- KER	FEATURES	TOP- SHEET	PRICES € SRP	
				LENGTH (cm)	TIP (mm)	WAIST (mm)	TAIL (mm)						RADIUS (m)
<b>WOMEN PREMIUM</b>	<b>S/MAX</b>												
	<b>S/MAX N°10 (and M10)</b>	L47127800-	M10 GW L80	148 155 <b>162</b> 169	120	72	105	14	1550	Full Camber	Edge Amplifier SL Ti Binding Reinforcement Full Dual Core	Line	600,00 €
	<b>S/MAX N°10 XT (AND M10)</b>	L47056000-	M10 GW L80	149 <b>156</b> 163 170	127	76	107	13	1850	Tip Rocker	Edge Amplifier SL Poplar Woodcore Single Ti	Line + 3D Structu- ration	600,00 €
	<b>STANCE</b>												
	<b>STANCE W 84 (AND M10)</b>	L41735000-	M10 GW L90	151 159 <b>167</b> 175	122	84	105	15	1840	All-Ter- rain Rocker	Ti-C Frame Single Ti Karuba / Poplar Full Woodcore	Noppe	600,00 €
	<b>MTN</b>												
	<b>MTN 86 WPRO (AND SKINS AND MTN TOUR)</b>	L47129700-	SKINS MTN TOUR	156 <b>164</b> 172	118	85	104	18	1140	All-Ter- rain Rocker	Cork Damplifier Karuba / Poplar Full Woodcore Skin Tail Clip	Line	1230,00 €

**ALPINE BOOTS SHIFT PRO**



**SHIFT PRO R100 AT**  
L41541400

**SHIFT PRO R90 W AT**  
L41541600

**ALPINE BOOTS S/PRO R**



**S/PRO R110 GW**  
L47047900  
**NEW**

**S/PRO R100 GW**  
L41558100  
**NEW**

**S/PRO R90 W GW**  
L47048000  
**NEW**

**S/PRO HV R90 GW**  
L47048200  
**NEW**

**S/PRO HV R80 W GW**  
L47048300  
**NEW**

**ALPINE BOOTS ACCESS**



**X ACCESS R80 WIDE GW**  
L47047200

**X ACCESS RT GW**  
L47047400

**QST ACCESS R80 GW**  
L47047500  
**NEW**

**X ACCESS R70 W WIDE GW**  
L47047300

**QST ACCESS R70 W GW**  
L47047100

**ALPINE BOOTS DISTANCE**



**DISTANCE 60 GW**  
L47047600

	NAME	REFERENCE	COLOR	SIZE RUN	FLEX	LAST	WEIGHT (g)	SHELL	CUFF	LINER	STRAP	BUCKLES	FEATURES	PRICES € SRP
<b>ALPINE BOOTS</b>	<b>SHIFT PRO</b>													
	<b>SHIFT PRO R100 AT</b>	L41541400	Belluga Black Orange	25/25.5 -> 31/31.5	100	100	1703	Polyurethane + fiberglass coreframe + sensifit insert Integrated tech inserts	Polyolefin Polyamid spine	My Thermic Fit	360° 35mm	4 riveted aluminium 3D	Coreframe Surelock skiwalk mechanism Sensifit insert	430,00 €
	<b>SHIFT PRO R90 W AT</b>	L41541600	Anthracite Burgundy Black	22/22.5 -> 27/27.5	90	100	1542	Polyurethane + fiberglass coreframe + sensifit insert	Polyolefin Polyamid spine	My Thermic Fit	360° 35mm	4 riveted aluminium 3D	Coreframe Surelock skiwalk mechanism Sensifit insert	430,00 €
	<b>S/PRO R</b>													
	<b>S/PRO R110 GW</b>	L47047900	Anthracite Black Acid Green	24/24.5 -> 31/31.5	110	100	1820,0	Polyurethane + fiberglass coreframe + sensifit insert	Polyurethane + calf adjuster	My Custom Fit 3D Perf	360° 45MM	4 riveted aluminium 3D Tool free tooth adjustment	Coreframe Sensifit insert Autostrech liner Calf adjuster	380,00 €
	<b>S/PRO R100 GW</b>	L41558100	Black	25/25.5 -> 31/31.5	100	100	1810	Polyurethane + fiberglass coreframe + sensifit insert	Polyurethane	My Thermic Fit	360° 35mm	4 riveted aluminium 3D Tool free tooth adjustment	Coreframe Sensifit insert Tool free tooth adjustment	330,00 €
	<b>S/PRO R90 W GW</b>	L47048000	Silver Black Scuba Blue	22/22.5 -> 27/27.5	90	100	1570	Polyurethane + fiberglass coreframe + sensifit insert	Polyurethane	My Thermic Fit	360° 35mm	4 riveted aluminium 3D Tool free tooth adjustment	Coreframe Sensifit insert Gripwalk premounted ISO 9523	330,00 €
	<b>S/PRO HV R90 GW</b>	L47048200	Black Anthracite Red	24/24.5 -> 33/33.5	90	102	1800,0	Polyurethane + dual sensifit insert	Polyurethane + calf adjuster	My Thermic Fit	360° 28MM	4 riveted aluminium Tool free tooth adjustment	Coreframe Dual Sensifit Insert Autostrech liner Calf adjuster	280,00 €
	<b>S/PRO HV R80 W GW</b>	L47048300	Anthracite Black Sterling Blue	22/22.5 -> 27/27.5	80	102	1720,0	Polyurethane + dual sensifit insert	Polyurethane + calf adjuster	My Thermic Fit	360° 28MM	4 riveted aluminium Tool free tooth adjustment	Coreframe Dual Sensifit Insert Autostrech liner Calf adjuster	280,00 €
	<b>ACCESS</b>													
	<b>X ACCESS R80 WIDE</b>	L47047200	Black Race Blue White	25/25.5 -> 31/31.5	80	104	1950,0	Polyurethane	Polyolefin	My Thermic Fit	360° 28mm	4 riveted aluminium Tool free tooth adjustment	Riveted oversized pivot Twinframe Tool free tooth adjustment	230,00 €
	<b>X ACCESS RT</b>	L47047400	Black	23/23.5 -> 30/30.5	80	102	1810,0	Polyurethane	Polyolefin	My Thermic Fit	-	2 riveted aluminium + 2 ratchet on cuff	Mondpoint and length marking on the back cuff Rental plate for barcode Intuitive overlap	230,00 €
	<b>QST ACCESS R80 GW</b>	L47047500	Maroccan Blue Black Acid Green	25/25.5 -> 31/31.5	80	104	1810,0	Polyurethane + easy step-in overlap	Polyolefin	My Thermic Fit	360° 35MM	2 riveted aluminium + 1 ratchet	Hike and ride	250,00 €
	<b>X ACCESS R70 W WIDE</b>	L47047300	Black White	22/22.5 -> 27/27.5	70	104	1815,0	Polyurethane	Polyolefin	My Thermic Fit	360° 28mm	4 riveted aluminium Tool free tooth adjustment	Women calf adjuster Twinframe Tool free tooth adjustment	230,00 €
	<b>QST ACCESS R70 W GW</b>	L47047100	Purple Translucent White Burgundy	22/22.5 -> 27/27.5	70	104	1660,0	Polyurethane + easy step-in overlap	Polyolefin	My Thermic Fit	360° 35MM	2 riveted aluminium + 1 ratchet	Hike and ride	250,00 €
	<b>DISTANCE</b>													
	<b>DISTANCE 60 GW</b>	L47047600	Belluga Black Goji Berry	22/22.5 -> 32/32.5	60	104	1810,0	Polyurethane	Polyolefin	My Thermic Fit	-	4 riveted aluminium	Rental plate for barcode Size marking between the 2 front buckles + on the rear cuff Twinframe	180,00 €

**ALPINE BOOTS PACK**



**S/PRO R100 GW  
(4 IN 1 PACK)**  
L47081800  
**NEW**

**S/PRO R90 W GW  
(4 IN 1 PACK)**  
L47081900  
**NEW**

**S/PRO HV R90 GW  
(4 IN 1 PACK)**  
L47082000  
**NEW**

**S/PRO HV R80 W GW  
(4 IN 1 PACK)**  
L47082100  
**NEW**

**X ACCESS R80 WIDE  
GW  
(4 IN 1 PACK)**  
L47052000



**X ACCESS R70 W GW  
(4 IN 1 PACK)**  
L47082200  
**NEW**



**QST ACCESS R80 GW  
(4 IN 1 PACK)**  
L47058700



**QST ACCESS R70  
W GW  
(4 IN 1 PACK)**  
L47058800



**DISTANCE 60 GW  
(4 IN 1 PACK)**  
L47062100

**ALPINE BOOTS TEAM JUNIOR**



**S/MAX 60 RT**  
L47048400



**T3 RT**  
L41179300



**T3 RT GIRLY**  
L41179400



**T2 RT**  
L41179500



**T2 RT GIRLY**  
L41179600

	NAME	REFERENCE	COLOR	SIZE RUN	FLEX	LAST	WEIGHT (G)	SHELL	CUFF	LINER	STRAP	BUCKLES	FEATURES	PRICES € SRP
<b>ALPINE BOOTS</b>	<b>S/PRO R100 GW (4 IN 1 PACK)</b>	L47081800	Anthracite/Black/Red	27/27.5 -> 28/28.5	100	100	7240	Polyurethane + fiberglass coreframe + sensifit insert	Polyurethane	My Thermic Fit	360° 35mm	4 riveted aluminium 3D Tool free tooth adjustment	Coreframe Sensifit insert Tool free tooth adjustment	330,00 €
	<b>S/PRO R90 W GW (4 IN 1 PACK)</b>	L47081900	Anthracite/Black	24/24.5 -> 25/25.5	90	100	7120	Polyurethane + fiberglass coreframe + sensifit insert	Polyurethane	My Thermic Fit	360° 35mm	4 riveted aluminium 3D Tool free tooth adjustment	Coreframe Sensifit insert Tool free tooth adjustment	330,00 €
	<b>S/PRO HV R90 GW (4 IN 1 PACK)</b>	L47082000	Black/Anthracite/Red	26/26.5 -> 28/28.5	90	102	7200	Polyurethane + dual sensifit insert	Polyurethane	My Thermic Fit	360° 35mm	4 riveted aluminium Tool free tooth adjustment	Gripwalk premounted ISO 9523 Tool free tooth adjustment Dual Sensifit Insert	280,00 €
	<b>S/PRO HV R80 W GW (4 IN 1 PACK)</b>	L47082100	Anthracite/Black/Sterling Blue	24/24.5 -> 25/25.5	80	102	6880	Polyurethane + dual sensifit insert	Polyurethane	My Thermic Fit	360° 35mm	4 riveted aluminium Tool free tooth adjustment	Women calf adjuster Tool free tooth adjustment Dual Sensifit Insert	280,00 €
	<b>X ACCESS R80 WIDE GW (4 IN 1 PACK)</b>	L47052000	Black/Race Blue/White	26/26.5 -> 28/28.5	80	104	7800	Polyurethane	Polyolefin + calf adjuster	My Thermic Fit	360° 28mm	4 riveted aluminium Tool free tooth adjustment	Twinframe	230,00 €
	<b>X ACCESS R70 W GW (4 IN 1 PACK)</b>	L47082200	Golden Glow Black/White	24/24.5 -> 26/26.5	70	104	6160	Polyurethane	Polyolefin	My Thermic Fit	360° 28mm	4 riveted aluminium Tool free tooth adjustment	Women calf adjuster Twinframe Tool free tooth adjustment	230,00 €
	<b>QST ACCESS R80 GW (4 IN 1 PACK)</b>	L47058700	Maroccan Blue/Black/Acid Green	26/26.5 -> 28/28.5	80	104	7240	Polyurethane	Polyolefin	My Thermic Fit	360° 35mm	2 riveted aluminium + 1 ratchet	Alpine premounted ISO 5355 Hike and ride My Thermic Fit	250,00 €
	<b>QST ACCESS R70 W GW (4 IN 1 PACK)</b>	L47058800	Purple translucent/white/burgandy	22/22.5 -> 27/27.5	70	104	6640	Polyurethane	Polyolefin	My Thermic Fit	360° 35mm	2 riveted aluminium + 1 ratchet	Women cuff design 2 riveted aluminium + 1 ratchet Hike and ride	250,00 €
	<b>DISTANCE 60 GW (4 IN 1 PACK)</b>	L47062100	Belluga/Black/Goji Berry	23/23.5 -> 29/29.5	60	104	7240	Polyurethane	Polyolefin	My Thermic Fit	-	4 riveted aluminium	Rental plate for barcode Size marking between the 2 front buckles + on the rear cuff Twinframe	180,00 €
	<b>JUNIOR</b>	<b>S/MAX 60 RT</b>	L41179200	Black Acid Green	22/22.5 -> 26/26.5	60 JR	KID	970,0	Polyurethane	Polyolefin	My Thermic Fit jr	360° 28mm	4 riveted plastic	Twinframe My Thermic Fit jr
<b>T3 RT</b>		L41179300	Black Red White	22/22.5 -> 26/26.5	30 JR	KID	102,0	Polyurethane	Polyolefin	My Thermic Fit Jr + loop on tongue	-	3 riveted vario plastic	Alpine premounted ISO 5355 My Thermic Fit Jr + loop on tongue	110,00 €
<b>T3 RT GIRLY</b>		L41179400	Rose Violet Translucent White	22/22.5 -> 26/26.5	30 JR	KID	1020,0	Polyurethane	Polyolefin	My Thermic Fit Jr + loop on tongue	-	3 riveted vario plastic	Alpine premounted ISO 5355 Binding set color coding 3 riveted vario plastic	110,00 €
<b>T2 RT</b>		L41179500	Black Red White	18 -> 21	20 JR	KID	795,0	Polyurethane	Polyolefin	My Thermic Fit Jr + loop on tongue	-	2 riveted vario plastic	Alpine premounted ISO 5355 My Thermic Fit Jr + loop on tongue	90,00 €
<b>T2 RT GIRLY</b>		L41179600	Rose Violet Translucent White	18 -> 21	20 JR	KID	795,0	Polyurethane	Polyolefin	My Thermic Fit Jr + loop on tongue	-	2 riveted vario plastic	Alpine premounted ISO 5355 My Thermic Fit Jr + loop on tongue	90,00 €



**ALPINE POLES ADULT**

**RENTAL TELESCOPIC ALUSI/BLACK**

L41530400



**RENTAL COMPOSITE ADULT**

L39135200



**RENTAL ANODIZED ADULT ALU**

L39135100



**ALPINE POLES JUNIOR**

**RENTAL ANODIZED JR ALU**

L39135300



	NAME	REFERENCE	COLOR	SIZE RUN	SHAFT	GRIP	STRAP	BASKET	TIP	FEATURES	PRICES € SRP
<b>ALPINE POLES</b>	<b>ADULT</b>										
	<b>RENTAL TELESCOPIC ALUSI/BLACK</b>	L41530400	Aluminium-Met. Silver Black	NS	Alu **** Shaft diameter: 14mm or 16 mm Easy lock system	Dual material all mountain grip	Standard strap	Interchangeable basket system	Standard tip	Anodized design Interchangeable basket system Easy lock system	60,00 €
	<b>RENTAL COMPOSITE ADULT</b>	L39135200	Black	110 115 120 125 130 135	Carbon **** Shaft diameter: 16mm	Dual material all mountain grip	Standard strap	Interchangeable basket system All mountain basket	Carbide/widia tip	Carbide/widia tip Carbon **** Dual material all mountain grip	40,00 €
	<b>RENTAL ANODIZED ADULT ALU</b>	L39135100	Aluminium	110 115 120 125 130 135	Alu **** Shaft diameter: 18mm	Dual material all mountain grip	Standard strap	Interchangeable basket system All mountain basket	Standard tip	Anodized design Dual material all mountain grip Scratch proof anodization	40,00 €
	<b>JUNIOR</b>										
	<b>RENTAL ANODIZED JR ALU</b>	L39135300	Aluminium	70 75 80 85 90 95 100 105	Alu **** Shaft diameter: 16mm	Kids grip	Junior strap	Kids basket	Standard tip	Anodized design Alu **** Scratch proof anodization	30,00 €

**ADULT HELMETS PIONEER LT**



**PIONEER LT VISOR RENTAL**  
L41545900

**PIONEER LT VISOR RENTAL**  
L41546000

**PIONEER LT RENTAL**  
L41544000

**PIONEER LT RENTAL**  
L41544100

■ (S) ■ (M) ■ (L)

■ (XS) ■ (S) ■ (M) ■ (L)

**ADULT HELMET BRIGADE**



**BRIGADE RENTAL**  
L41545700

■ (XS) ■ (S) ■ (M) ■ (L)

**JUNIOR HELMETS GROM**



**GROM VISOR RENTAL**  
L41596800

**GROM VISOR RENTAL**  
L41597100

**GROM RENTAL**  
L41545500

**GROM RENTAL**  
L41545600

■ (KS) ■ (KM) ■ (KL)

	NAME	REFERENCE	COLOR	SIZE/RUN	WEIGHT	SAFETY	FIT	SHELL	LENS	WEATHER	VENTILATION	LINING	KEY FEATURES	NORMS	PRICES € SRP	
ADULT HELMETS	<b>PIONEER</b>															
	<b>PIONEER LT VISOR RTL</b>	L41545900	Black	S-L	480	EPS4D	Integrated Custom Dial Oval fit MaxFit Construction	In-mold construction	Tonic Orange	Universal	Airflow concept	Advanced-skin active dry Removable/washable	EPS4D Integrated Custom Dial MaxFit Construction	Alpine CE-EN1077/ASTM F-2040	120,00 €	
	<b>PIONEER LT VISOR RTL</b>	L41546000	White	S-L	480	EPS4D	Integrated Custom Dial Oval fit MaxFit Construction	In-mold construction	Tonic Orange	Universal	Airflow concept	Advanced-skin active dry Removable/washable	EPS4D Integrated Custom Dial MaxFit Construction	Alpine CE-EN1077/ASTM F-2040	120,00 €	
	<b>PIONEER LT RENTAL</b>	L41544000	Black	XS-L	370	EPS4D	Integrated Custom Dial Oval fit MaxFit Construction	In-mold construction	-	-	Airflow concept	Advanced-skin active dry Removable/washable	EPS4D Integrated Custom Dial MaxFit Construction	Alpine CE-EN1077/ASTM F-2040	100,00 €	
	<b>PIONEER LT RENTAL</b>	L41544100	White	XS-L	370	EPS4D	Integrated Custom Dial Oval fit MaxFit Construction	In-mold construction	-	-	Airflow concept	Advanced-skin active dry Removable/washable	EPS4D Integrated custom dial MaxFit construction	Alpine CE-EN1077/ASTM F-2040	100,00 €	
	<b>BRIGADE</b>															
	<b>BRIGADE RENTAL</b>	L41545700	Black	XS-L	430	EPS4D	Custom Dial fit system Oval fit	Injected shell construction	-	-	Airflow concept Passive TCS (thermo control system)	Advanced-skin active dry Removable/washable	Airflow concept EPS4D Injected shell construction	Alpine CE-EN1077/ASTM F-2040	60,00 €	
JUNIOR HELMETS	<b>GROM</b>															
	<b>GROM VISOR RENTAL</b>	L41596800	Blue	KS-KL	460	EPS	Oval fit	In mold construction	Tonic Orange	Universal	Airflow concept	Comfortable integrated lining Removable/washable	EPS Airflow concept In-mold construction	Alpine CE-EN1077/ASTM F-2040	100,00 €	
	<b>GROM VISOR RENTAL</b>	L41597100	Pink	KS-KL	460	EPS	Oval fit	In mold construction	Tonic Orange	Universal	Airflow concept	Comfortable integrated lining Removable/washable	EPS Airflow concept In-mold construction	Alpine CE-EN1077/ASTM F-2040	100,00 €	
	<b>GROM RENTAL</b>	L41545500	Blue	KS-KL	360	EPS	Oval fit	In mold construction	-	-	Airflow concept	Comfortable integrated lining Removable/washable	EPS Airflow concept In-mold construction	Alpine CE-EN1077/ASTM F-2040	55,00 €	
<b>GROM RENTAL</b>	L41545600	Pink	KS-KL	360	EPS	Oval fit	In mold construction	-	-	Airflow concept	Comfortable integrated lining Removable/washable	EPS Airflow concept In-mold construction	Alpine CE-EN1077/ASTM F-2040	55,00 €		

**SNOWBOARD PERFORMANCE RANGE BOARD**



**SNOWBOARD FLEET RANGE BOARD**



NAME	REFERENCE	SIZE RUN	SHAPE	BOARD PROFILE	SIDECUT	WIDTH	PRICES € SRP
<b>PERFORMANCE RANGE BOARD</b>							
<b>SUPER 8 RTL</b>	L41219900	147 / 151 / 154 / 157 / 160 / 163	Tapered Directional	Backseat camber	Quadratic	Mid-Wide	480,00 €
<b>WONDER RTL</b>	L41220200	140 / 144 / 148 / 152 / 155	Directional Twin	Rock Out Camber	EQ Rad	Regular	480,00 €
<b>HUCK KNIFE RTL</b>	L41220100	148 / 152 / 155 / 155W / 158W / 162	True Twin	Quad Camber	EQ Rad	Regular Wide	480,00 €
<b>FLEET RANGE BOARD</b>							
<b>WILD CARD</b>	L41220300	140 / 145 / 150 / 155 / 160 / 165	True Twin	Super Flat	EQ 1	Mid-Wide	350,00 €
<b>LIBERTY</b>	L41220500	135 / 140 / 145 / 150	True Twin	Super Flat	EQ 1	Mid-Wide	350,00 €
<b>EL CAPITAN</b>	L41220700	100 / 110 / 120 / 130	True Twin	Super Flat	Radial	Regular	250,00 €

NAME	REFERENCE	WAIST WIDTH (MM)	NOSE WIDTH (MM)	TAIL WIDTH (MM)	SET BACK (MM)	EFFECTIVE EDGE (MM)
<b>SUPER 8 RTL 147</b>	L41219900	253	298	291	12	1105
<b>SUPER 8 RTL 151</b>	L41219900	254	302	294	15	1125
<b>SUPER 8 RTL 154</b>	L41219900	258	305	297	15	1145
<b>SUPER 8 RTL 157</b>	L41219900	260	309	300	15	1175
<b>SUPER 8 RTL 160</b>	L41219900	264	315	305	15	1200
<b>SUPER 8 RTL 163</b>	L41219900	266	317	307	15	1225
<b>WONDER RTL 140</b>	L41220200	237	282	282	10	1030
<b>WONDER RTL 144</b>	L41220200	239	284	284	10	1065
<b>WONDER RTL 148</b>	L41220200	243	288	288	15	1090
<b>WONDER RTL 152</b>	L41220200	245	290	290	15	1140
<b>WONDER RTL 155</b>	L41220200	251	296	296	15	1170
<b>HUCK KNIFE RTL 148</b>	L41220100	248	292	292	0	1135
<b>HUCK KNIFE RTL 152</b>	L41220100	251	296	296	0	1170
<b>HUCK KNIFE RTL 155</b>	L41220100	253	298	298	0	1190
<b>HUCK KNIFE RTL 155W</b>	L41220100	260	306	306	0	1195
<b>HUCK KNIFE RTL 158W</b>	L41220100	263	309	309	0	1220
<b>HUCK KNIFE RTL 162</b>	L41220100	261	307	307	0	1255
<b>WILD CARD 140</b>	L41220300	247	287	287	0	1060
<b>WILD CARD 145</b>	L41220300	253	295	295	0	1100
<b>WILD CARD 150</b>	L41220300	260	305	305	0	1140
<b>WILD CARD 155</b>	L41220300	265	310	310	0	1185
<b>WILD CARD 160</b>	L41220300	270	315	315	0	1220
<b>WILD CARD 165</b>	L41220300	274	319	319	0	1270
<b>LIBERTY 135</b>	L41220500	241	278	278	0	1020
<b>LIBERTY 140</b>	L41220500	247	287	287	0	1060
<b>LIBERTY 145</b>	L41220500	253	295	295	0	1100
<b>LIBERTY 150</b>	L41220500	260	305	305	0	1140
<b>EL CAPITAN 100</b>	L41220700	192	217	217	0	680
<b>EL CAPITAN 110</b>	L41220700	205	232	232	0	770
<b>EL CAPITAN 120</b>	L41220700	215	244	244	0	850
<b>EL CAPITAN 130</b>	L41220700	235	267	267	0	940

**SNOWBOARD BINDINGS**



**UNITE KID**  
L39943400



**UNITE**  
L41201300

**SNOWBOARD BOOTS**



**FACTION RTL BOA®  
BK/BK/BL**  
L47050900



**FACTION RTL BOA®  
BK/BK/RED**  
L47051000



**FACTION RTL BOA®  
BK/BK/YE**  
L47051100



**FACTION RTL QUICKLOCK  
BK/BK/BL**  
L41565800



**FACTION RTL QUICKLOCK  
BK/BK/RE**  
L41463600



**FACTION RTL QUICKLOCK  
BK/BK/YE**  
L41565900

	NAME	REFERENCE	FLEX	BASEPLATE	HIGHBACK	PADDING	STRAP	SIZES	PRICES € SRP
<b>SNOWBOARD</b>	<b>BINDINGS</b>								
	<b>UNITE</b>	L39943400	Soft	Future	Unite kid	Eva Pads	3D Prime Ankle Strap	XS	150,00 €
	<b>UNITE</b>	L41201300	Medium	Zone	Trigger	Eva Pads	Lock-In Toe Strap Unite Straps Adjustments	S M L	190,00 €

	NAME	REFERENCE	COLOR	LACING SYSTEM	LINER & FOAM	FOOTBED	OUTSOLE	FEATURES	SIZES	PRICES € SRP
<b>SNOWBOARD</b>	<b>BOOTS</b>									
	<b>FACTION RTL BOA® BK/BK/BL</b>	L47050900	Black Blue	BOA® H4 COILER™ BOA® SS2 BOA® LACE	Unit Liner Autofit	Classic Fit	Imprint	RTL	22 -> 24.5	270,00 €
	<b>FACTION RTL BOA® BK/BK/RED</b>	L47051000	Black Red	BOA® H4 COILER™ BOA® SS2 BOA® LACE	Unit Liner Autofit	Classic Fit	Imprint	RTL	25 -> 27.5	270,00 €
	<b>FACTION RTL BOA® BK/BK/YE</b>	L47051100	Black Yellow	BOA® H4 COILER™ BOA® SS2 BOA® LACE	Unit Liner Autofit	Classic Fit	Imprint	RTL	28 -> 31.5	270,00 €
	<b>FACTION RTL QUICK-LOCK BK/BK/BL</b>	L41565800	Black Blue	Quicklock	Unit Liner Autofit	Classic Fit	Imprint	RTL	22 -> 24.5	250,00 €
	<b>FACTION RTL QUICK-LOCK BK/BK/RE</b>	L41463600	Black Red	Quicklock	Unit Liner Autofit	Classic Fit	Imprint	RTL	25 -> 27.5	250,00 €
	<b>FACTION RTL QUICK-LOCK BK/BK/YE</b>	L41565900	Black Yellow	Quicklock	Unit Liner Autofit	Classic Fit	Imprint	RTL	28 -> 31.5	250,00 €







## HEADQUARTERS

SALOMON S.A.S

74996 Annecy-Cedex 9  
FRANCE  
Tel. +33 4 50 65 41 41  
Fax +33 4 50 65 42 60